

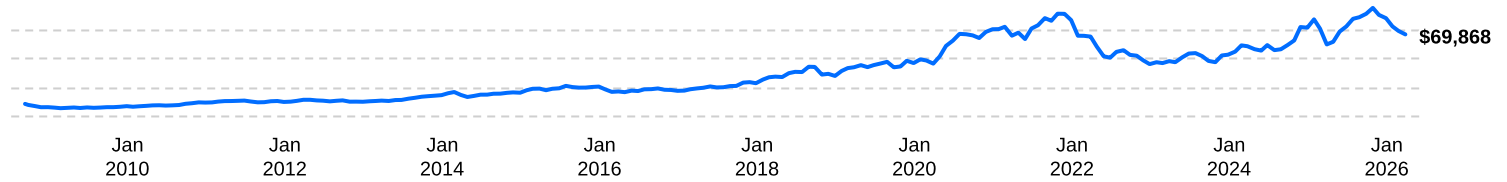
Dynamic Power American Growth Class

Series T | Performance as at March 31, 2026. Holdings as at January 31, 2026.

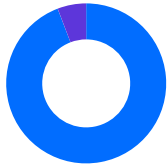
Why invest in Dynamic Power American Growth Class ?

- Experienced coverage of the US market – the broadest and deepest market in the world.
- Same Portfolio Manager since inception in 1998.
- Actively managed, focused portfolio that shows commitment to a disciplined bottom-up investment approach.

Growth of \$10,000




Asset Allocation (%)



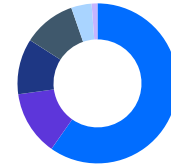
- 94.2% Common Stocks-US
- 5.8% Cash, Short-Term Investments & Other Net Assets

Geographic Allocation (%)



- 94.2% United States

Sector Allocation (%)



- 56.3% Information Technology
- 12.3% Consumer Discretionary
- 10.6% Communication Services
- 10.0% Health Care
- 3.9% Financials
- 1.1% Industrials

Calendar returns %

YTD	2025	2024	2023	2022	2021	2020	2019	2018
-16.7	10.8	44.4	18.3	-46.1	10.5	64.5	32.6	22.6

Compound returns %

1 mo	3 mo	6 mo	YTD	1 yr	3 yrs	5 yrs	10 yrs	Incep
-4.1	-16.7	-20.3	-16.7	14.1	14.3	0.3	12.9	11.6

Historical Distributions (\$/unit)

2026 Mar	Feb	Jan	2025 Dec	Nov	Oct	Sep	Aug	Jul	Jun	May	Apr
0.0688	1.0785	0.0688	0.0673	0.0673	0.0673	0.0673	0.0673	0.0673	0.0673	0.0673	0.0673

Dynamic Power American Growth Class

Series T | Performance as at March 31, 2026. Holdings as at January 31, 2026.

Noah Blackstein BA, CFA
Senior Portfolio Manager: 20.8 years on fund

Inception	2008 September
Net assets	\$589.68M
Holdings	29
Mer¹	2.45%
Management fee	2%
Nav	\$7.46
Standard deviation	26.25% over 3 years
Active share	88.9% as of December 31, 2025 ²
R²	0.57
Distributions	\$0.0688 Monthly ⁴
Yield	8.0% based on NAV ³

¹ For the period ended 2025-06-30.

² Active share measures the percentage a portfolio's holdings that are different from those in its benchmark. Active share shows how the manager is actively exploiting opportunities that are not reflected in the index.

³ The yield is determined by annualizing the fixed distribution rate and does not include any distributions in excess of the fixed distribution rate that may be paid at the fund's year-end.

⁴ We review the amount of the distribution in January of each year.

Risk rating⁵

Low	Medium	High
-----	--------	------

⁵ Risk rating measures the degree of uncertainty that an investor can handle regarding fluctuations in the value of their portfolio. The amount of risk associated with any particular investment depends largely on your own personal circumstances including your time horizon, liquidity needs, portfolio size, income, investment knowledge and attitude toward price fluctuations. Investors should consult their financial advisor before making a decision as to whether this mutual fund is a suitable investment for them.

Dynamic preferred pricing

Management fee rates are applied back to dollar one

Fund Value	%
\$0K - \$250K	2.000%
\$250K - \$1M	1.900%
\$1M - \$5M	1.825%
\$5M+	1.775%

Top equity holdings %

1. MongoDB, Inc.
2. Meta Platforms, Inc.
3. NVIDIA Corporation
4. Cloudflare, Inc.
5. Alphabet Inc.

Fund codes (prefix: dyn)

Series	FE	LL	LL2	DSC	No load	ETF
A	009	609 ⁶	7043 ⁶	709 ⁶	N/A	N/A
DCAF	809	109 ⁶	N/A	909 ⁶	N/A	N/A
A (USD)	449	649 ⁶	N/A	764 ⁶	N/A	N/A
F	N/A	N/A	N/A	N/A	245	N/A
DCAF - F	N/A	N/A	N/A	N/A	3785	N/A
F (USD)	N/A	N/A	N/A	N/A	1798	N/A
FT	N/A	N/A	N/A	N/A	2924	N/A
IP	N/A	N/A	N/A	N/A	1617	N/A
IP (USD)	N/A	N/A	N/A	N/A	1583	N/A
T	1212	1214 ⁶	7044 ⁶	1213 ⁶	N/A	N/A

Dynamic Power American Growth Class

Series T | Performance as at March 31, 2026. Holdings as at January 31, 2026.

Dynamic Funds is a leading Canadian investment company offering a comprehensive range of investment services, including mutual funds, tax-advantaged products and customized high net-worth programs.

Ontario (Head Office)

40 Temperance Street, 16th Floor
Toronto, ON M5H 0B4
Toll free: 1-866-977-0477
Tel: 416-363-5621

Eastern Canada

1200 McGill College Ave., Ste. 2300
Montreal, QC H3B 4G7

Western Canada

Suite 1130
685 Center Street South
Calgary, AB T2G 2C7

Four Bentall Centre

1055 Dunsmuir St., Ste. 3434
P.O. Box 49217
Vancouver, BC V7X 1K8

Customer Relations Centre

Toll free: 1-800-268-8186
Tel: 514-908-3212 (English)
514-908-3217 (French)
Fax: 416-363-4179 or
1-800-361-4768
Email: service@dynamic.ca

dynamic.ca

Dynamic Funds® is a registered trademark of The Bank of Nova Scotia, used under license by, and is a division of, 1832 Asset Management L.P. © Copyright 2026 The Bank of Nova Scotia. All rights reserved.
Commissions, trailing commissions, management fees and expenses all may be associated with mutual fund investments. Please read the prospectus before investing.

The indicated rates of return are the historical annual compounded total returns including changes in units [share] value and reinvestment of all distributions [dividends] and do not take into account sales, redemption, distribution or optional charges or income taxes payable by any security holder that would have reduced returns. The rates of return are used only to illustrate the effects of the compound growth rate and are not intended to reflect future values of the mutual fund or returns on investment in the mutual fund. Investments in mutual funds are not guaranteed, their values change frequently and past performance may not be repeated.

R² is a measurement out of 100 that shows the extent to which a portfolio's movements can be explained by the benchmark's movements.

Standard deviation is a measure of volatility; it shows how broadly the Fund's returns have varied over a given time period.

Active share measures the percentage a portfolio's holdings that are different from those in its benchmark. Active share shows how the manager is actively exploiting opportunities that are not reflected in the index.

Compound growth calculations are used only for the purpose of illustrating the effects of compound growth and are not intended to reflect future value of any mutual fund or returns on investment in any mutual fund.