

DYNAMIC POWER GLOBAL GROWTH CLASS

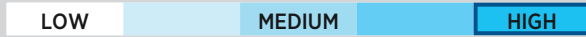
Series FT • Performance as at March 31, 2024. Holdings as at February 29, 2024.

NOAH BLACKSTEIN BA, CFA

Senior Portfolio Manager: 23.2 years on fund

INCEPTION	2021 January
NET ASSETS	\$2.23B
HOLDINGS	23
MER ¹	1.33%
MANAGEMENT FEE	1%
NAV	\$4.70
STANDARD DEVIATION	24.50% over 3 years
ACTIVE SHARE	97.1% as of March 31, 2024
R ²	0.50
DISTRIBUTIONS	\$0.0291 monthly²
YIELD	8.0% based on NAV³

RISK RATING⁴



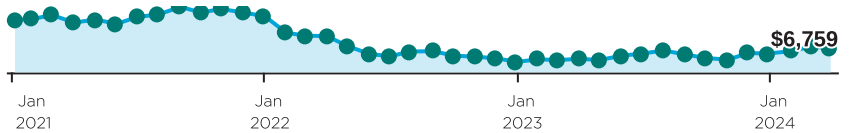
FUND CODES (Prefix: DYN)

Series	FE	LL	LL2	DSC	No load
A	014	614 ⁵	7057 ⁵	714 ⁵	
DCAF	864	164 ⁵		964 ⁵	
A (USD)	414	514 ⁵		404 ⁵	
F					247
DCAF - F					2417
F (USD)					1796
FT					2425
G	014G ⁵	614G ⁵		714G ⁵	
I					1114 ⁵
IP					1623
IP (USD)					1581
T	1218	1220 ⁵	7058 ⁵	1219 ⁵	

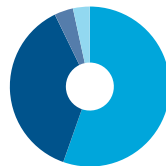
WHY INVEST IN DYNAMIC POWER GLOBAL GROWTH CLASS ?

- A growth-oriented portfolio that seeks to maximize long-term capital appreciation.
- The active management of underlying securities is adaptive to changing market conditions.
- Experienced, continuous coverage of the global markets—same Portfolio Manager since inception.

GROWTH OF \$10,000

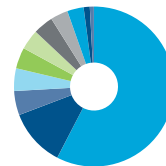


ASSET ALLOCATION



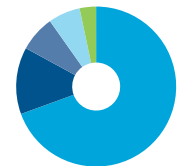
- 55.4% Common Stocks-US
- 37.4% Common Stocks-Foreign
- 3.8% Cash, Short-Term Investments & Other Net Assets
- 3.4% Common Stocks-CDN

GEOGRAPHIC ALLOCATION



- 55.4% United States
- 11.2% Israel
- 4.7% Switzerland
- 4.4% China
- 4.1% Luxembourg
- 3.9% Denmark
- 3.9% Argentina
- 3.4% Canada
- 3.2% Brazil
- 1.2% Netherlands
- 0.8% Uruguay

SECTOR ALLOCATION



- 66.8% Information Technology
- 13.0% Consumer Discretionary
- 7.0% Health Care
- 6.2% Industrials
- 3.2% Financials

CALENDAR RETURNS %

YTD	2023	2022	2021	2020	2019	2018	2017	2016
9.6	18.5	-50.1	—	—	—	—	—	—

COMPOUND RETURNS %

1 mo	3 mo	6 mo	YTD	1 yr	3 yrs	5 yrs	10 yrs	Incep
-2.9	9.6	19.6	9.6	21.6	-11.3	—	—	-11.4

HISTORICAL DISTRIBUTIONS (\$/unit)

2024		2023									
Mar	Feb	Jan	Dec	Nov	Oct	Sep	Aug	Jul	Jun	May	Apr
0.0291	0.0291	0.0291	0.0265	0.0265	0.0265	0.0265	0.0265	0.0265	0.0265	0.0265	0.0265

TOP EQUITY HOLDINGS %

- CrowdStrike Holdings, Inc.
- Uber Technologies, Inc.
- Datadog, Inc.
- MongoDB, Inc.
- Cloudflare, Inc.

[1] For the period ended 2023-06-30. [2] We review the amount of the distribution in January of each year. [3] The yield is determined by annualizing the fixed distribution rate and does not include any distributions in excess of the fixed distribution rate that may be paid at the fund's year-end. [4] Risk rating measures the degree of uncertainty that an investor can handle regarding fluctuations in the value of their portfolio. The amount of risk associated with any particular investment depends largely on your own personal circumstances including your time horizon, liquidity needs, portfolio size, income, investment knowledge and attitude toward price fluctuations. Investors should consult their financial advisor before making a decision as to whether this mutual fund is a suitable investment for them. [5] Not available for purchases, switches out only.

DYNAMIC POWER GLOBAL GROWTH CLASS

Series FT • Performance as at March 31, 2024. Holdings as at February 29, 2024.

Dynamic Funds is a leading Canadian investment company offering a comprehensive range of investment services, including mutual funds, tax-advantaged products and customized high net-worth programs.

Customer Relations Centre

Toll free: 1-800-268-8186
Tel: 514-908-3212 (English)
 514-908-3217 (French)
Fax: 416-363-4179 or
 1-800-361-4768
Email: service@dynamic.ca

Ontario (Head Office)

40 Temperance Street, 16th Floor
 Toronto, ON M5H 0B4
Toll free: 1-866-977-0477
Tel: 416-363-5621

Eastern Canada

1200 McGill College Ave., Ste. 2300
 Montreal, QC H3B 4G7

Western Canada

Suite 1130
 685 Center Street South
 Calgary, AB T2G 2C7

Four Bentall Centre

1055 Dunsmuir St., Ste. 3434
 P.O. Box 49217
 Vancouver, BC V7X 1K8

DYNAMIC PREFERRED PRICING

Management fee rates are applied back to dollar one

Fund Value	%
\$0K - \$250K	1.000%
\$250K - \$1M	0.900%
\$1M - \$5M	0.825%
\$5M+	0.775%

Commissions, trailing commissions, management fees and expenses all may be associated with mutual fund investments. Please read the prospectus before investing.

The indicated rates of return are the historical annual compounded total returns including changes in units [share] value and reinvestment of all distributions [dividends] and do not take into account sales, redemption, distribution or optional charges or income taxes payable by any security holder that would have reduced returns. The rates of return are used only to illustrate the effects of the compound growth rate and are not intended to reflect future values of the mutual fund or returns on investment in the mutual fund. Investments in mutual funds are not guaranteed, their values change frequently and past performance may not be repeated.

R^2 is a measurement out of 100 that shows the extent to which a portfolio's movements can be explained by the benchmark's movements.



dynamic.ca/f/6972

Dynamic Funds®
Invest with advice.