

GLOBAL EQUITY

DYNAMIC POWER GLOBAL GROWTH CLASS

Series A (USD) • Performance as at April 30, 2024. Holdings as at February 29, 2024.

NOAH BLACKSTEIN BA, CFA  
Senior Portfolio Manager: 23.3 years on fund

INCEPTION	2001 February
NET ASSETS	\$2.08B
HOLDINGS	23
MER <sup>1</sup>	2.45%
MANAGEMENT FEE	2%
NAV	\$12.23 USD
ACTIVE SHARE	97.1% as of March 31, 2024

RISK RATING<sup>2</sup>

LOW	MEDIUM	HIGH
-----	--------	------

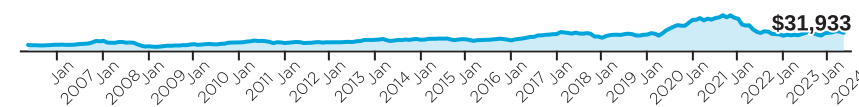
FUND CODES (Prefix: DYN)

Series	FE	LL	LL2	DSC	No load
A	014	614 <sup>3</sup>	7057 <sup>3</sup>	714 <sup>3</sup>	
DCAF	864	164 <sup>3</sup>		964 <sup>3</sup>	
A (USD)	414	514 <sup>3</sup>		404 <sup>3</sup>	
F					247
DCAF - F					2417
F (USD)					1796
FT					2425
G	014G <sup>3</sup>	614G <sup>3</sup>		714G <sup>3</sup>	
I					1114 <sup>3</sup>
IP					1623
IP (USD)					1581
T	1218	1220 <sup>3</sup>	7058 <sup>3</sup>	1219 <sup>3</sup>	

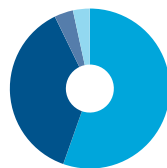
WHY INVEST IN DYNAMIC POWER GLOBAL GROWTH CLASS ?

- A growth-oriented portfolio that seeks to maximize long-term capital appreciation.
- The active management of underlying securities is adaptive to changing market conditions.
- Experienced, continuous coverage of the global markets—same Portfolio Manager since inception.

GROWTH OF \$10,000

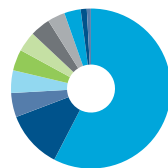


ASSET ALLOCATION



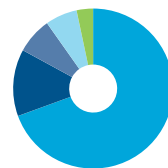
- 55.4% Common Stocks-US
- 37.4% Common Stocks-Foreign
- 3.8% Cash, Short-Term Investments & Other Net Assets
- 3.4% Common Stocks-CDN

GEOGRAPHIC ALLOCATION



- 55.4% United States
- 11.2% Israel
- 4.7% Switzerland
- 4.4% China
- 4.1% Luxembourg
- 3.9% Denmark
- 3.9% Argentina
- 3.4% Canada
- 3.2% Brazil
- 1.2% Netherlands
- 0.8% Uruguay

SECTOR ALLOCATION



- 66.8% Information Technology
- 13.0% Consumer Discretionary
- 7.0% Health Care
- 6.2% Industrials
- 3.2% Financials

CALENDAR RETURNS %

YTD	2023	2022	2021	2020	2019	2018	2017	2016
-0.3	20.1	-53.8	3.7	93.3	26.2	-23.0	62.4	-9.3

COMPOUND RETURNS %

1 mo	3 mo	6 mo	YTD	1 yr	3 yrs	5 yrs	10 yrs	Incep
-6.5	-2.8	18.3	-0.3	15.8	-17.9	2.3	6.5	6.7

TOP EQUITY HOLDINGS %

CrowdStrike Holdings, Inc.

Uber Technologies, Inc.

Datadog, Inc.

MongoDB, Inc.

Cloudflare, Inc.

[1] For the period ended 2023-06-30. [2] Risk rating measures the degree of uncertainty that an investor can handle regarding fluctuations in the value of their portfolio. The amount of risk associated with any particular investment depends largely on your own personal circumstances including your time horizon, liquidity needs, portfolio size, income, investment knowledge and attitude toward price fluctuations. Investors should consult their financial advisor before making a decision as to whether this mutual fund is a suitable investment for them. [3] Not available for purchases, switches out only.

**DYNAMIC POWER GLOBAL GROWTH CLASS**

Series A (USD) • Performance as at April 30, 2024. Holdings as at February 29, 2024.

Dynamic Funds is a leading Canadian investment company offering a comprehensive range of investment services, including mutual funds, tax-advantaged products and customized high net-worth programs.

**Customer Relations Centre**

Toll free: 1-800-268-8186

Tel: 514-908-3212 (English)  
514-908-3217 (French)Fax: 416-363-4179 or  
1-800-361-4768Email: [service@dynamic.ca](mailto:service@dynamic.ca)**Ontario (Head Office)**

40 Temperance Street, 16th Floor

Toronto, ON M5H 0B4

Toll free: 1-866-977-0477

Tel: 416-363-5621

**Eastern Canada**

1200 McGill College Ave., Ste. 2300

Montreal, QC H3B 4G7

**Western Canada**

Suite 1130

685 Center Street South

Calgary, AB T2G 2C7

**Four Bentall Centre**

1055 Dunsmuir St., Ste. 3434

P.O. Box 49217

Vancouver, BC V7X 1K8

**DYNAMIC PREFERRED PRICING**

Management fee rates are applied back to dollar one

Fund Value	%
\$0K - \$250K	2.000%
\$250K - \$1M	1.900%
\$1M - \$5M	1.825%
\$5M+	1.775%

Commissions, trailing commissions, management fees and expenses all may be associated with mutual fund investments. Please read the prospectus before investing.

The indicated rates of return are the historical annual compounded total returns including changes in units [share] value and reinvestment of all distributions [dividends] and do not take into account sales, redemption, distribution or optional charges or income taxes payable by any security holder that would have reduced returns. The rates of return are used only to illustrate the effects of the compound growth rate and are not intended to reflect future values of the mutual fund or returns on investment in the mutual fund. Investments in mutual funds are not guaranteed, their values change frequently and past performance may not be repeated.

[dynamic.ca/f/3274](https://dynamic.ca/f/3274)