

U.S. EQUITY

DYNAMIC POWER AMERICAN GROWTH FUND

Series A (USD) • Performance as at April 30, 2024. Holdings as at March 31, 2024.

NOAH BLACKSTEIN BA, CFA  
Senior Portfolio Manager: 25.8 years on fund

INCEPTION	1998 July
NET ASSETS	\$1.94B
HOLDINGS	25
MER <sup>1</sup>	2.42%
MANAGEMENT FEE	2%
NAV	\$13.40 USD
ACTIVE SHARE	87.3% as of March 31, 2024

RISK RATING<sup>2</sup>

LOW	MEDIUM	HIGH
-----	--------	------

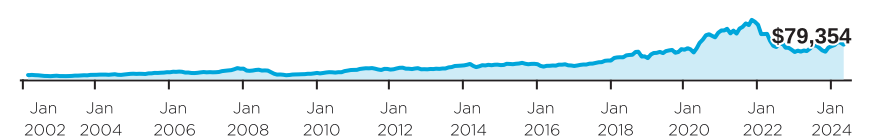
FUND CODES (Prefix: DYN)

Series	FE	LL	LL2	DSC	No load
A	004	604 <sup>3</sup>	7045 <sup>3</sup>	704 <sup>4</sup>	
DCAF	804	104 <sup>3</sup>		904 <sup>4</sup>	
A (USD)	039	639 <sup>3</sup>		739 <sup>4</sup>	
F					253
DCAF - F					2412
F (USD)					439
FN					2717
FT					2923
IP					1627
IP (USD)					1628
N	2714	2715 <sup>3</sup>		2716 <sup>4</sup>	
T	1004	1014 <sup>3</sup>	7046 <sup>3</sup>	1024 <sup>4</sup>	

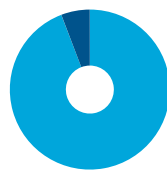
WHY INVEST IN DYNAMIC POWER AMERICAN GROWTH FUND ?

- Experienced coverage of the US market – the broadest and deepest market in the world.
- Same Portfolio Manager since inception in 1998.
- Actively managed, focused portfolio that shows commitment to a disciplined bottom-up investment approach.

GROWTH OF \$10,000




ASSET ALLOCATION



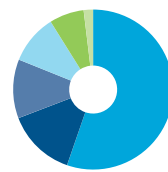
- 94.2% Common Stocks-US
- 5.8% Common Stocks-Foreign

GEOGRAPHIC ALLOCATION



- 100.0% United States

SECTOR ALLOCATION



- 55.3% Information Technology
- 13.9% Health Care
- 11.9% Consumer Discretionary
- 10.0% Consumer Staples
- 7.0% Industrials
- 1.9% Communication Services

CALENDAR RETURNS %

YTD	2023	2022	2021	2020	2019	2018	2017	2016
4.6	21.2	-49.8	11.5	65.0	39.6	12.9	40.2	-11.7

COMPOUND RETURNS %

1 mo	3 mo	6 mo	YTD	1 yr	3 yrs	5 yrs	10 yrs	Incep
-6.0	1.0	25.5	4.6	22.7	-10.8	4.7	11.0	9.7

TOP EQUITY HOLDINGS %

- CrowdStrike Holdings, Inc.
- Datadog, Inc.
- Samsara Inc.
- ServiceNow, Inc.
- Cava Group Inc.

[1] For the period ended 2023-06-30. [2] Risk rating measures the degree of uncertainty that an investor can handle regarding fluctuations in the value of their portfolio. The amount of risk associated with any particular investment depends largely on your own personal circumstances including your time horizon, liquidity needs, portfolio size, income, investment knowledge and attitude toward price fluctuations. Investors should consult their financial advisor before making a decision as to whether this mutual fund is a suitable investment for them. [3] Not available for purchases, switches out only. [4] Not available for purchases, switches in/out only.

U.S. EQUITY

# DYNAMIC POWER AMERICAN GROWTH FUND

Series A (USD) • Performance as at April 30, 2024. Holdings as at March 31, 2024.

Dynamic Funds is a leading Canadian investment company offering a comprehensive range of investment services, including mutual funds, tax-advantaged products and customized high net-worth programs.

## Customer Relations Centre

Toll free: 1-800-268-8186  
Tel: 514-908-3212 (English)  
514-908-3217 (French)  
Fax: 416-363-4179 or  
1-800-361-4768  
Email: [service@dynamic.ca](mailto:service@dynamic.ca)

## Ontario (Head Office)

40 Temperance Street, 16th Floor  
Toronto, ON M5H 0B4  
Toll free: 1-866-977-0477  
Tel: 416-363-5621

## Eastern Canada

1200 McGill College Ave., Ste. 2300  
Montreal, QC H3B 4G7

## Western Canada

Suite 1130  
685 Center Street South  
Calgary, AB T2G 2C7

## Four Bentall Centre

1055 Dunsmuir St., Ste. 3434  
P.O. Box 49217  
Vancouver, BC V7X 1K8

## DYNAMIC PREFERRED PRICING

Management fee rates are applied back to dollar one

Fund Value	%
\$0K - \$250K	2.000%
\$250K - \$1M	1.900%
\$1M - \$5M	1.825%
\$5M+	1.775%

Commissions, trailing commissions, management fees and expenses all may be associated with mutual fund investments. Please read the prospectus before investing.

The indicated rates of return are the historical annual compounded total returns including changes in units [share] value and reinvestment of all distributions [dividends] and do not take into account sales, redemption, distribution or optional charges or income taxes payable by any security holder that would have reduced returns. The rates of return are used only to illustrate the effects of the compound growth rate and are not intended to reflect future values of the mutual fund or returns on investment in the mutual fund. Investments in mutual funds are not guaranteed, their values change frequently and past performance may not be repeated.



[dynamic.ca/f/3206](https://dynamic.ca/f/3206)