

DYNAMIC POWER CANADIAN GROWTH FUND

Series FT • Performance as at March 31, 2024. Holdings as at March 31, 2024.

VISHAL PATEL B.Comm. (Hons.), CFA

Portfolio Manager: 5.1 years on fund

INCEPTION	2022 January
NET ASSETS	\$714.60M
HOLDINGS	27
MER ¹	1.20%
MANAGEMENT FEE	1%
NAV	\$10.15
ACTIVE SHARE	80.4% as of March 31, 2024
DISTRIBUTIONS	\$0.0590 monthly²
YIELD	8.0% based on NAV³

RISK RATING⁴

LOW	MEDIUM	HIGH
-----	---------------	------

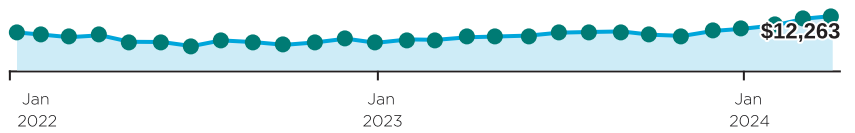
FUND CODES (Prefix: DYN)

Series	FE	LL	LL2	DSC	No load
A	052	652 ⁵	7053 ⁵	053	
DCAF	853	153 ⁵		953 ⁵	
F					226
DCAF - F					2416
FT					3825
G	052G ⁵	652G ⁵		053G ⁵	
I					1152
IP					1626 ⁵
T	1005	1015 ⁵	7054 ⁵	1025 ⁵	

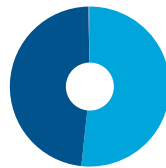
WHY INVEST IN DYNAMIC POWER CANADIAN GROWTH FUND ?

- A growth-oriented portfolio that seeks to maximize long-term capital appreciation.
- The active management of underlying securities is adaptive to changing market conditions.
- Risk and return are effectively managed to maximise profits and minimize the effects of market downturns.

GROWTH OF \$10,000




ASSET ALLOCATION



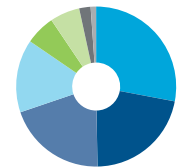
- 51.7% Common Stocks-CDN
- 48.0% Common Stocks-US
- 0.3% Cash, Short-Term Investments & Other Net Assets

GEOGRAPHIC ALLOCATION



- 51.7% Canada
- 48.0% United States

SECTOR ALLOCATION



- 27.9% Information Technology
- 21.7% Financials
- 20.0% Industrials
- 14.7% Consumer Discretionary
- 6.0% Consumer Staples
- 6.0% Communication Services
- 2.3% Health Care
- 1.1% Materials

CALENDAR RETURNS %

YTD	2023	2022	2021	2020	2019	2018	2017	2016
16.8	22.4	—	—	—	—	—	—	—

COMPOUND RETURNS %

1 mo	3 mo	6 mo	YTD	1 yr	3 yrs	5 yrs	10 yrs	Incep
3.1	16.8	26.5	16.8	31.3	—	—	—	9.6

HISTORICAL DISTRIBUTIONS (\$/unit)

2024			2023								
Mar	Feb	Jan	Dec	Nov	Oct	Sep	Aug	Jul	Jun	May	Apr
0.0590	0.0590	0.0590	0.0519	0.0519	0.0519	0.0519	0.0519	0.0519	0.0519	0.0519	0.0519

[1] For the period ended 2023-06-30. [2] We review the amount of the distribution in January of each year. [3] The yield is determined by annualizing the fixed distribution rate and does not include any distributions in excess of the fixed distribution rate that may be paid at the fund's year-end. [4] Risk rating measures the degree of uncertainty that an investor can handle regarding fluctuations in the value of their portfolio. The amount of risk associated with any particular investment depends largely on your own personal circumstances including your time horizon, liquidity needs, portfolio size, income, investment knowledge and attitude toward price fluctuations. Investors should consult their financial advisor before making a decision as to whether this mutual fund is a suitable investment for them. [5] Not available for purchases, switches out only.

DYNAMIC POWER CANADIAN GROWTH FUND

Series FT • Performance as at March 31, 2024. Holdings as at March 31, 2024.

Dynamic Funds is a leading Canadian investment company offering a comprehensive range of investment services, including mutual funds, tax-advantaged products and customized high net-worth programs.

Customer Relations Centre

Toll free: 1-800-268-8186

Tel: 514-908-3212 (English)
514-908-3217 (French)Fax: 416-363-4179 or
1-800-361-4768Email: service@dynamic.ca**Ontario (Head Office)**40 Temperance Street, 16th Floor
Toronto, ON M5H 0B4

Toll free: 1-866-977-0477

Tel: 416-363-5621

Eastern Canada1200 McGill College Ave., Ste. 2300
Montreal, QC H3B 4G7**Western Canada**Suite 1130
685 Center Street South
Calgary, AB T2G 2C7Four Bentall Centre
1055 Dunsmuir St., Ste. 3434
P.O. Box 49217
Vancouver, BC V7X 1K8**TOP EQUITY HOLDINGS %**

NVIDIA Corporation	
TFI International Inc.	
Microsoft Corporation	
Alphabet Inc.	
Intact Financial Corporation	
National Bank of Canada	
Canadian Pacific Kansas City Ltd.	
Sherwin-Williams Company	
Apple Inc.	
Dollarama Inc.	
Total allocation in top holdings	59.4

DYNAMIC PREFERRED PRICING

Management fee rates are applied back to dollar one

Fund Value	%
\$0K - \$250K	1.000%
\$250K - \$1M	0.900%
\$1M - \$5M	0.825%
\$5M+	0.775%

Commissions, trailing commissions, management fees and expenses all may be associated with mutual fund investments. Please read the prospectus before investing. The indicated rates of return are the historical annual compounded total returns including changes in units [share] value and reinvestment of all distributions [dividends] and do not take into account sales, redemption, distribution or optional charges or income taxes payable by any security holder that would have reduced returns. The rates of return are used only to illustrate the effects of the compound growth rate and are not intended to reflect future values of the mutual fund or returns on investment in the mutual fund. Investments in mutual funds are not guaranteed, their values change frequently and past performance may not be repeated.


dynamic.ca/f/7158