

# DYNAMIC GLOBAL FIXED INCOME FUND

Series F • Performance as at November 30, 2024. Holdings as at November 30, 2024.

## BRIAN W. MATTHEWS CFA

Managing Director & Portfolio Manager, Payden & Rygel: 2.8 years on fund

## NIGEL JENKINS ASIP

Managing Director & Portfolio Manager, Payden & Rygel: 2.8 years on fund

## ERIC SOUDERS CFA

Director & Portfolio Manager, Payden & Rygel: 2.8 years on fund

INCEPTION	<b>2022 January</b>
NET ASSETS	<b>\$494.98M</b>
HOLDINGS	<b>400</b>
MER <sup>1</sup>	<b>0.83%</b>
MANAGEMENT FEE	<b>0.6%</b>
NAV	<b>\$9.90</b>
DISTRIBUTIONS	<b>Variable<sup>2</sup></b>
DURATION	<b>0.87 year(s)</b>

## RISK RATING<sup>3</sup>

<b>LOW</b>	MEDIUM	HIGH
------------	--------	------

## FIXED INCOME CHARACTERISTICS

Yield to Maturity (%)	5.06
Current yield (%)	5.81
Duration (years)	0.87
Credit Duration (years)	3.20
Average credit rating	A-
Weighted Average Price (\$)	100.32
Average Coupon (%)	5.51

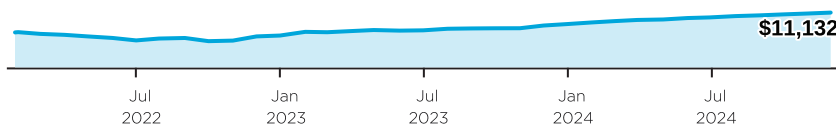
## FUND CODES (Prefix: DYN)

Series	FE	LL	LL2	DSC	No load	ETF
A	3595					
ETF						DXBG
F					3596	
FH (USD)					3600	
H (USD)	3599					
I					3597	

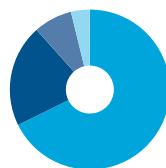
## WHY INVEST IN DYNAMIC GLOBAL FIXED INCOME FUND ?

- For clients looking to diversify their Canadian fixed-income exposure
- Gain access to a broader opportunity set of fixed income from across the globe
- Benefit from a large team of investment professionals with over 3 decades of global fixed-income experience

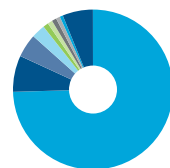
## GROWTH OF \$10,000



## ASSET ALLOCATION



## GEOGRAPHIC ALLOCATION



## CALENDAR RETURNS %

YTD	2023	2022	2021	2020	2019	2018	2017	2016
<b>6.3</b>	<b>6.6</b>	-	-	-	-	-	-	-

## COMPOUND RETURNS %

1 mo	3 mo	6 mo	YTD	1 yr	3 yrs	5 yrs	10 yrs	Incep
<b>0.5</b>	<b>1.4</b>	<b>2.9</b>	<b>6.3</b>	<b>7.1</b>	-	-	-	<b>3.8</b>

## HISTORICAL DISTRIBUTIONS (\$/unit)

2024											2023
Nov	Oct	Sep	Aug	Jul	Jun	May	Apr	Mar	Feb	Jan	Dec
<b>0.0397</b>	<b>0.0397</b>	<b>0.0333</b>	<b>0.0403</b>	<b>0.0387</b>	<b>0.0411</b>	<b>0.0366</b>	<b>0.0376</b>	<b>0.0488</b>	<b>0.0357</b>	<b>0.0458</b>	<b>0.0208</b>

[1] For the period ended 2024-06-30. [2] This fund series pays distributions at a variable rate. Accordingly, it is possible that the series may not pay a distribution in a given payment period. Distributions are not guaranteed and may be adjusted from time to time at the discretion of the fund manager. [3] Risk rating measures the degree of uncertainty that an investor can handle regarding fluctuations in the value of their portfolio. The amount of risk associated with any particular investment depends largely on your own personal circumstances including your time horizon, liquidity needs, portfolio size, income, investment knowledge and attitude toward price fluctuations. Investors should consult their financial advisor before making a decision as to whether this mutual fund is a suitable investment for them.

**DYNAMIC GLOBAL FIXED INCOME FUND**

Series F • Performance as at November 30, 2024. Holdings as at November 30, 2024.

Dynamic Funds is a leading Canadian investment company offering a comprehensive range of investment services, including mutual funds, tax-advantaged products and customized high net-worth programs.

**Customer Relations Centre**

Toll free: 1-800-268-8186

Tel: 514-908-3212 (English)  
514-908-3217 (French)Fax: 416-363-4179 or  
1-800-361-4768Email: [service@dynamic.ca](mailto:service@dynamic.ca)**Ontario (Head Office)**40 Temperance Street, 16th Floor  
Toronto, ON M5H 0B4  
Toll free: 1-866-977-0477  
Tel: 416-363-5621**Eastern Canada**1200 McGill College Ave., Ste. 2300  
Montreal, QC H3B 4G7**Western Canada**Suite 1130  
685 Center Street South  
Calgary, AB T2G 2C7Four Bentall Centre  
1055 Dunsmuir St., Ste. 3434  
P.O. Box 49217  
Vancouver, BC V7X 1K8**TOP BOND HOLDINGS %**

Brazil Letras do Tesouro Nacional, 0.000%, Jul. 01 25	1.7
Freddie Mac Stacr Remic Trust, 6.542% Aug. 25 44, Series 2024-HQA2, Class "M1"	1.4
Freddie Mac Stacr Remic Trust, 7.421% Apr. 25 43, Series 2023-DNA2, Class "M1A"	1.1
RAD CLO Ltd, 6.447% Jan. 20 37, Series 2023-22A Class "A1"	0.9
Fannie Mae Connecticut Avenue Securities, 7.844% Apr. 25 43, Series 2023-R03, Class "2M-1"	0.9
Freddie Mac Stacr Remic Trust, 7.323% Jun. 25 43, Series 2023-HQA2, Class "M1A"	0.9
Freddie Mac Stacr Remic Trust, 7.344% May 25 43, Series 2023-HQA1, Class "M1A"	0.9
Fannie Mae Connecticut Avenue Securities, 1.000% Sep. 25 44, Series 2024-R06, Class "1M-1"	0.9
Fannie Mae Connecticut Avenue Securities, 7.621% May 25 43, Series 2023-R04, Class "1M-1"	0.8
Ares CLO Ltd., 6.522% Jul. 25 36, Series 2022-ALF3A, Class "AIR"	0.8
<b>Total allocation in top holdings</b>	<b>10.3</b>

**CREDIT QUALITY OF PORTFOLIO**

AAA 18.5%	AA 7.3%	A 18.0%
BBB 31.2%	BB 10.0%	B-N/R 15.0%

**DYNAMIC PREFERRED PRICING**

Management fee rates are applied back to dollar one

Fund Value	%
\$0K - \$250K	0.600%
\$250K - \$1M	0.550%
\$1M - \$5M	0.525%
\$5M+	0.475%

Commissions, trailing commissions, management fees and expenses all may be associated with mutual fund investments. Please read the prospectus before investing.

The indicated rates of return are the historical annual compounded total returns including changes in units [share] value and reinvestment of all distributions [dividends] and do not take into account sales, redemption, distribution or optional charges or income taxes payable by any security holder that would have reduced returns. The rates of return are used only to illustrate the effects of the compound growth rate and are not intended to reflect future values of the mutual fund or returns on investment in the mutual fund. Investments in mutual funds are not guaranteed, their values change frequently and past performance may not be repeated.


[dynamic.ca/f/7164](https://dynamic.ca/f/7164)