

GLOBAL EQUITY

DYNAMIC EMERGING MARKETS EQUITY FUND

Series F (USD) • Performance as at April 30, 2024. Holdings as at March 31, 2024.

BENJAMIN ZHAN MBA, CFA
Portfolio Manager: 2.0 years on fund

DANA LOVE M.Sc., CFA
Senior Portfolio Manager: 3.2 years on fund

INCEPTION	2021 March
NET ASSETS	\$5.44M
HOLDINGS	40
MER ¹	1.16%
MANAGEMENT FEE	0.9%
NAV	\$4.34 USD

RISK RATING²

LOW	MEDIUM	HIGH
-----	--------	------

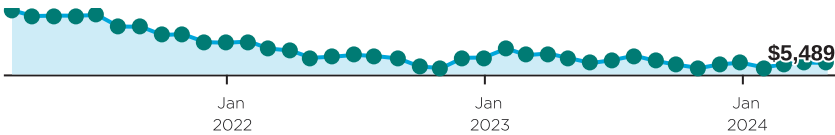
FUND CODES (Prefix: DYN)

Series	FE	LL	LL2	DSC	No load
A	3560				
DCAF	3568				
A (USD)	3566				
F					3561
DCAF - F					3569
F (USD)					3567
FT					3562
I					3563
T	3565				


WHY INVEST IN DYNAMIC EMERGING MARKETS EQUITY FUND ?

- A concentrated and actively-managed portfolio of high-quality Emerging Market businesses.
- Managed by an experienced team with a long history of Emerging Market investing.
- Access to a deep pool of innovative companies and investment opportunities generally not available to the individual investor.

GROWTH OF \$10,000

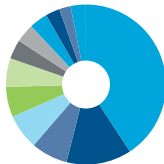


ASSET ALLOCATION



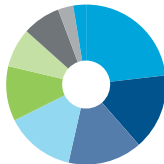
- 100.1% Common Stocks-Foreign
- 0.1% Cash, Short-Term Investments & Other Net Assets

GEOGRAPHIC ALLOCATION



- 40.8% China
- 13.2% Mexico
- 7.4% Brazil
- 7.1% India
- 6.1% South Korea
- 5.8% Philippines
- 3.9% South Africa
- 3.8% Taiwan
- 3.7% Thailand
- 2.9% Argentina
- 2.3% Hong Kong
- 3.1% Other

SECTOR ALLOCATION



- 23.2% Consumer Discretionary
- 15.4% Materials
- 15.0% Industrials
- 14.1% Financials
- 11.1% Health Care
- 7.9% Information Technology
- 7.7% Communication Services
- 3.1% Energy
- 2.6% Consumer Staples

CALENDAR RETURNS %

YTD	2023	2022	2021	2020	2019	2018	2017	2016
-0.3	-7.4	-17.6	—	—	—	—	—	—

COMPOUND RETURNS %

1 mo	3 mo	6 mo	YTD	1 yr	3 yrs	5 yrs	10 yrs	Incep
-0.5	7.8	8.8	-0.3	-7.2	-16.8	—	—	-17.1

[1] For the period ended 2023-06-30. [2] Risk rating measures the degree of uncertainty that an investor can handle regarding fluctuations in the value of their portfolio. The amount of risk associated with any particular investment depends largely on your own personal circumstances including your time horizon, liquidity needs, portfolio size, income, investment knowledge and attitude toward price fluctuations. Investors should consult their financial advisor before making a decision as to whether this mutual fund is a suitable investment for them.

DYNAMIC EMERGING MARKETS EQUITY FUND

Series F (USD) • Performance as at April 30, 2024. Holdings as at March 31, 2024.

Dynamic Funds is a leading Canadian investment company offering a comprehensive range of investment services, including mutual funds, tax-advantaged products and customized high net-worth programs.

Customer Relations Centre

Toll free: 1-800-268-8186

Tel: 514-908-3212 (English)
514-908-3217 (French)Fax: 416-363-4179 or
1-800-361-4768Email: service@dynamic.ca**Ontario (Head Office)**40 Temperance Street, 16th Floor
Toronto, ON M5H 0B4

Toll free: 1-866-977-0477

Tel: 416-363-5621

Eastern Canada1200 McGill College Ave., Ste. 2300
Montreal, QC H3B 4G7**Western Canada**Suite 1130
685 Center Street South
Calgary, AB T2G 2C7Four Bentall Centre
1055 Dunsmuir St., Ste. 3434
P.O. Box 49217
Vancouver, BC V7X 1K8**TOP EQUITY HOLDINGS %**

Quálitas Controladora	4.2
Naspers	3.9
Airtac International Group	3.8
Cemex	3.8
Minor International Public Company	3.7
Indian Hotels Company	3.6
HDFC Bank	3.5
Samsung BioLogics	3.4
International Container Terminal Services	3.3
Alibaba Group Holding Limited, Sponsored ADR	3.2

Total allocation in top holdings 36.4**DYNAMIC PREFERRED PRICING**

Management fee rates are applied back to dollar one

Fund Value	%
\$0K - \$250K	0.900%
\$250K - \$1M	0.800%
\$1M - \$5M	0.725%
\$5M+	0.675%

Commissions, trailing commissions, management fees and expenses all may be associated with mutual fund investments. Please read the prospectus before investing.

The indicated rates of return are the historical annual compounded total returns including changes in units [share] value and reinvestment of all distributions [dividends] and do not take into account sales, redemption, distribution or optional charges or income taxes payable by any security holder that would have reduced returns. The rates of return are used only to illustrate the effects of the compound growth rate and are not intended to reflect future values of the mutual fund or returns on investment in the mutual fund. Investments in mutual funds are not guaranteed, their values change frequently and past performance may not be repeated.

dynamic.ca/f/7020