

ALTERNATIVE/SPECIALTY

DYNAMIC ENERGY EVOLUTION FUND

Series T • Performance as at April 30, 2024. Holdings as at March 31, 2024.

**JENNIFER STEVENSON** B.Comm., MBA  
Portfolio Manager: 3.5 years on fund

**FRANK LATSHAW CPA, CA, CBV, CFA**  
Portfolio Manager: 3.5 years on fund

**JASON GIBBS BAcc., CPA, CA, CFA**  
Senior Portfolio Manager: On Fund since July 2023

**TARUN JOSHI BASc (Hons.), MBA, P.Eng, AFM**  
Associate Portfolio Manager: On Fund since July 2023

**ROBERT COHEN BASc., MBA, CFA**  
Portfolio Manager: On Fund since July 2023

**NAWOJKA M. WACHOWIAK M.Sc., CIM**  
Portfolio Manager: On Fund since July 2023

INCEPTION	2020 October
NET ASSETS	\$103.34M
HOLDINGS	29
MER <sup>1</sup>	2.20%
MANAGEMENT FEE	1.85%
NAV	\$8.27
STANDARD DEVIATION	21.81% over 3 years
R <sup>2</sup>	0.84
DISTRIBUTIONS	\$0.0272 monthly <sup>2</sup>
YIELD	4.0% based on NAV <sup>3</sup>

RISK RATING<sup>4</sup>

LOW	MEDIUM	HIGH
-----	--------	------

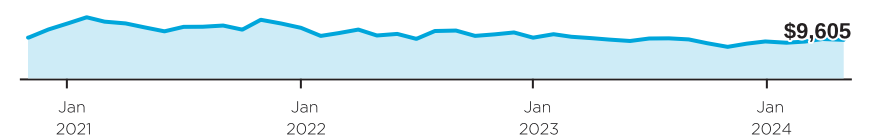
FUND CODES (Prefix: DYN)

Series	FE	LL	LL2	DSC	No load
A	3460				
DCAF	3468				
F					3461
DCAF - F					3469
FH (USD)					3467
FT					3462
H (USD)	3466				
I					3463
T	3465				

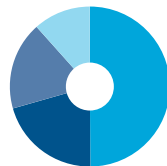
WHY INVEST IN DYNAMIC ENERGY EVOLUTION FUND ?

- Invest in companies supporting the global transition to renewable energy on both a residential and commercial scale
- Flexibility to find the most compelling opportunities in regions with favourable regulatory and fiscal environments
- Actively managed portfolio, diversified across industries that are enabling the evolution of the energy sector towards net zero carbon

GROWTH OF \$10,000

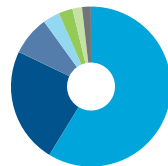


ASSET ALLOCATION



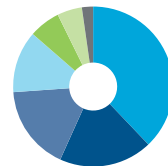
- 49.9% Common Stocks-US
- 20.7% Common Stocks-CDN
- 17.8% Common Stocks-Foreign
- 11.6% Cash, Short-Term Investments & Other Net Assets

GEOGRAPHIC ALLOCATION



- 51.9% United States
- 20.7% Canada
- 7.0% United Kingdom
- 3.0% Germany
- 2.5% France
- 1.7% Denmark
- 1.6% Netherlands

SECTOR ALLOCATION



- 33.5% Industrials
- 16.7% Materials
- 15.2% Renewable Power
- 11.1% Solar
- 5.6% Technology
- 4.4% Hydrogen
- 2.0% Energy Storage

CALENDAR RETURNS %

YTD	2023	2022	2021	2020	2019	2018	2017	2016
2.9	-6.5	-14.5	-6.3	—	—	—	—	—

COMPOUND RETURNS %

1 mo	3 mo	6 mo	YTD	1 yr	3 yrs	5 yrs	10 yrs	Incep
-1.5	5.4	14.2	2.9	-0.5	-6.5	—	—	-1.2

HISTORICAL DISTRIBUTIONS (\$/unit)

2024	2023
Apr	Mar
Feb	Jan
Dec	Nov
Oct	Sep
Aug	Jul
Jun	May
0.0272	0.0272
0.0272	0.0272
0.0272	0.0272
0.0272	0.0272
0.0303	0.0303
0.0303	0.0303
0.0303	0.0303
0.0303	0.0303
0.0303	0.0303
0.0303	0.0303
0.0303	0.0303

The benchmark used for analytics for this fund is 50% MSCI World Index / 50% S&P Global Clean Energy Index (C\$).

[1] For the period ended 2023-06-30. [2] We review the amount of the distribution in January of each year. [3] The yield is determined by annualizing the fixed distribution rate and does not include any distributions in excess of the fixed distribution rate that may be paid at the fund's year-end. [4] Risk rating measures the degree of uncertainty that an investor can handle regarding fluctuations in the value of their portfolio. The amount of risk associated with any particular investment depends largely on your own personal circumstances including your time horizon, liquidity needs, portfolio size, income, investment knowledge and attitude toward price fluctuations. Investors should consult their financial advisor before making a decision as to whether this mutual fund is a suitable investment for them.

# DYNAMIC ENERGY EVOLUTION FUND

Series T • Performance as at April 30, 2024. Holdings as at March 31, 2024.

Dynamic Funds is a leading Canadian investment company offering a comprehensive range of investment services, including mutual funds, tax-advantaged products and customized high net-worth programs.

## Customer Relations Centre

**Toll free:** 1-800-268-8186  
**Tel:** 514-908-3212 (English)  
 514-908-3217 (French)  
**Fax:** 416-363-4179 or  
 1-800-361-4768  
**Email:** [service@dynamic.ca](mailto:service@dynamic.ca)

## Ontario (Head Office)

40 Temperance Street, 16th Floor  
 Toronto, ON M5H 0B4  
**Toll free:** 1-866-977-0477  
**Tel:** 416-363-5621

## Eastern Canada

1200 McGill College Ave., Ste. 2300  
 Montreal, QC H3B 4G7

## Western Canada

Suite 1130  
 685 Center Street South  
 Calgary, AB T2G 2C7

## Four Bentall Centre

1055 Dunsmuir St., Ste. 3434  
 P.O. Box 49217  
 Vancouver, BC V7X 1K8

## TOP EQUITY HOLDINGS %

NexGen Energy Ltd.

Honeywell International Inc.

First Solar, Inc.

NEXTracker Inc.

Dow Inc.

Chart Industries, Inc.

Linde PLC

Emerson Electric Co.

NextEra Energy Partners, LP

Dover Corporation

**Total allocation in top holdings** 52.6

## DYNAMIC PREFERRED PRICING

Management fee rates are applied back to dollar one

Fund Value	%
\$0K - \$250K	1.850%
\$250K - \$1M	1.775%
\$1M - \$5M	1.725%
\$5M+	1.675%

Distributions may consist of net income, dividends, net realized capital gains, and/or return of capital. Distributions are not guaranteed and investors should not confuse a fund's distribution yield with its performance or rate of return.

Commissions, trailing commissions, management fees and expenses all may be associated with mutual fund investments. Please read the prospectus before investing.

The indicated rates of return are the historical annual compounded total returns including changes in units [share] value and reinvestment of all distributions [dividends] and do not take into account sales, redemption, distribution or optional charges or income taxes payable by any security holder that would have reduced returns. The rates of return are used only to illustrate the effects of the compound growth rate and are not intended to reflect future values of the mutual fund or returns on investment in the mutual fund. Investments in mutual funds are not guaranteed, their values change frequently and past performance may not be repeated.

$R^2$  is a measurement out of 100 that shows the extent to which a portfolio's movements can be explained by the benchmark's movements.

Standard deviation is a measure of volatility; it shows how broadly the Fund's returns have varied over a given time period.



[dynamic.ca/f/6920](https://dynamic.ca/f/6920)