

ALTERNATIVE/SPECIALTY

DYNAMIC ENERGY EVOLUTION FUND

Series H (USD) • Performance as at March 31, 2024. Holdings as at March 31, 2024.

JENNIFER STEVENSON B.Comm., MBA

Portfolio Manager: 3.4 years on fund

FRANK LATSHAW CPA, CA, CBV, CFA

Portfolio Manager: 3.4 years on fund

JASON GIBBS BAcc., CPA, CA, CFA

Senior Portfolio Manager: On Fund since July 2023

TARUN JOSHI BAsc (Hons.), MBA, P.Eng, AFM

Associate Portfolio Manager: On Fund since July 2023

ROBERT COHEN BAsc., MBA, CFA

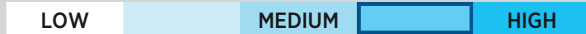
Portfolio Manager: On Fund since July 2023

NAWOJKA M. WACHOWIAK M.Sc., CIM

Portfolio Manager: On Fund since July 2023

INCEPTION	2020 October
NET ASSETS	\$110.69M
HOLDINGS	29
MER ¹	2.14%
MANAGEMENT FEE	1.85%
NAV	\$9.53 USD
DISTRIBUTIONS	\$0.0468 quarterly²
YIELD	2.0% based on NAV³

RISK RATING⁴



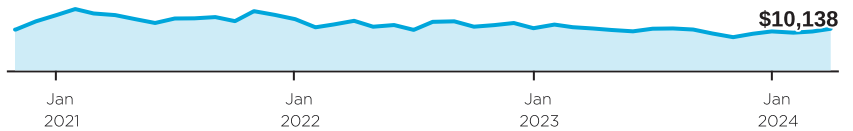
FUND CODES (Prefix: DYN)

Series	FE	LL	LL2	DSC	No load
A	3460				
DCAF	3468				
F					3461
DCAF - F					3469
FH (USD)					3467
FT					3462
H (USD)	3466				
I					3463
T	3465				

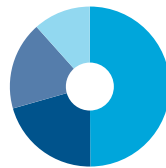
WHY INVEST IN DYNAMIC ENERGY EVOLUTION FUND ?

- Invest in companies supporting the global transition to renewable energy on both a residential and commercial scale
- Flexibility to find the most compelling opportunities in regions with favourable regulatory and fiscal environments
- Actively managed portfolio, diversified across industries that are enabling the evolution of the energy sector towards net zero carbon

GROWTH OF \$10,000

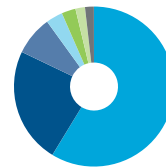


ASSET ALLOCATION



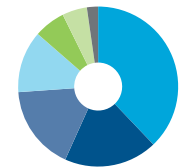
- 49.9% Common Stocks-US
- 20.7% Common Stocks-CDN
- 17.8% Common Stocks-Foreign
- 11.6% Cash, Short-Term Investments & Other Net Assets

GEOGRAPHIC ALLOCATION



- 51.9% United States
- 20.7% Canada
- 7.0% United Kingdom
- 3.0% Germany
- 2.5% France
- 1.7% Denmark
- 1.6% Netherlands

SECTOR ALLOCATION



- 33.5% Industrials
- 16.7% Materials
- 15.2% Renewable Power
- 11.1% Solar
- 5.6% Technology
- 4.4% Hydrogen
- 2.0% Energy Storage

CALENDAR RETURNS %

YTD	2023	2022	2021	2020	2019	2018	2017	2016
4.7	-5.4	-13.1	-5.5	-	-	-	-	-

COMPOUND RETURNS %

1 mo	3 mo	6 mo	YTD	1 yr	3 yrs	5 yrs	10 yrs	Incep
4.8	4.7	8.6	4.7	-0.4	-6.7	-	-	0.4

HISTORICAL DISTRIBUTIONS (USD\$/unit)

2024		2023									
Mar	Feb	Jan	Dec	Nov	Oct	Sep	Aug	Jul	Jun	May	Apr
0.0468	-	-	0.0468	-	-	0.0468	-	-	0.0468	-	-

[1] For the period ended 2023-06-30. [2] This Quarterly distribution is fixed but not guaranteed and may be adjusted from time to time at the discretion of the fund manager. [3] The yield is determined by annualizing the fixed distribution rate and does not include any distributions in excess of the fixed distribution rate that may be paid at the fund's year-end. [4] Risk rating measures the degree of uncertainty that an investor can handle regarding fluctuations in the value of their portfolio. The amount of risk associated with any particular investment depends largely on your own personal circumstances including your time horizon, liquidity needs, portfolio size, income, investment knowledge and attitude toward price fluctuations. Investors should consult their financial advisor before making a decision as to whether this mutual fund is a suitable investment for them.

ALTERNATIVE/SPECIALTY

DYNAMIC ENERGY EVOLUTION FUND

Series H (USD) • Performance as at March 31, 2024. Holdings as at March 31, 2024.

Dynamic Funds is a leading Canadian investment company offering a comprehensive range of investment services, including mutual funds, tax-advantaged products and customized high net-worth programs.

Customer Relations Centre

Toll free: 1-800-268-8186
Tel: 514-908-3212 (English)
514-908-3217 (French)
Fax: 416-363-4179 or
1-800-361-4768
Email: service@dynamic.ca

Ontario (Head Office)

40 Temperance Street, 16th Floor
Toronto, ON M5H 0B4
Toll free: 1-866-977-0477
Tel: 416-363-5621

Eastern Canada

1200 McGill College Ave., Ste. 2300
Montreal, QC H3B 4G7

Western Canada

Suite 1130
685 Center Street South
Calgary, AB T2G 2C7

Four Bentall Centre
1055 Dunsmuir St., Ste. 3434
P.O. Box 49217
Vancouver, BC V7X 1K8

TOP EQUITY HOLDINGS %

NexGen Energy Ltd.	
Honeywell International Inc.	
First Solar, Inc.	
NEXTracker Inc.	
Dow Inc.	
Chart Industries, Inc.	
Linde PLC	
Emerson Electric Co.	
NextEra Energy Partners, LP	
Dover Corporation	
Total allocation in top holdings	52.6

DYNAMIC PREFERRED PRICING

Management fee rates are applied back to dollar one

Fund Value	%
\$0K - \$250K	1.850%
\$250K - \$1M	1.775%
\$1M - \$5M	1.725%
\$5M+	1.675%

Distributions may consist of net income, dividends, net realized capital gains, and/or return of capital. Distributions are not guaranteed and investors should not confuse a fund's distribution yield with its performance or rate of return.

Commissions, trailing commissions, management fees and expenses all may be associated with mutual fund investments. Please read the prospectus before investing.

The indicated rates of return are the historical annual compounded total returns including changes in units [share] value and reinvestment of all distributions [dividends] and do not take into account sales, redemption, distribution or optional charges or income taxes payable by any security holder that would have reduced returns. The rates of return are used only to illustrate the effects of the compound growth rate and are not intended to reflect future values of the mutual fund or returns on investment in the mutual fund. Investments in mutual funds are not guaranteed, their values change frequently and past performance may not be repeated.



dynamic.ca/f/6914