

DYNAMIC DIVIDEND INCOME CLASS

Series A • Performance as at March 31, 2024. Holdings as at March 31, 2024.

JASON GIBBS BAcc., CPA, CA, CFA

Senior Portfolio Manager: 2.2 years on fund

TOM DICKER B.Comm. (Hons.), CFA

Portfolio Manager: 5.1 years on fund

BILL MCLEOD MBA, CFA

Portfolio Manager: 1.2 years on fund

DEREK AMERY BA (Hons.), MA, CFA

Senior Portfolio Manager: 5.1 years on fund

OSCAR BELAICHE HBA, FICB, CFA

Portfolio Manager: 17.2 years on fund

INCEPTION	2007 January
NET ASSETS	\$85.80M
HOLDINGS	66
MER ¹	2.18%
MANAGEMENT FEE	1.85%
NAV	\$14.10
STANDARD DEVIATION	7.92% over 3 years
R ²	0.90

RISK RATING²

LOW	MEDIUM	HIGH
-----	--------	------


FUND CODES (Prefix: DYN)

Series	FE	LL	LL2	DSC	No load
A	427	437 ³	7009 ³	447 ³	
DCAF	899	199 ³		991 ³	
F					424
FT					3815
I					428 ³
T	1172	1174 ³	7010 ³	1173 ³	

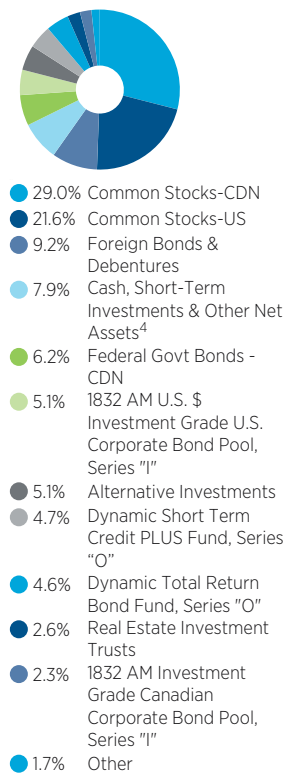
WHY INVEST IN DYNAMIC DIVIDEND INCOME CLASS ?

- Conservatively managed balanced fund invested primarily in Canada.
- Invests in a diversified portfolio of income-generating securities including dividend paying equities and investment-grade bonds.
- Offers moderate capital appreciation and is managed with a capital preservation philosophy.

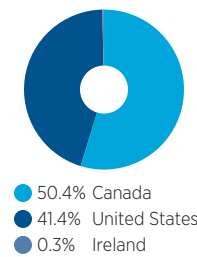
GROWTH OF \$10,000



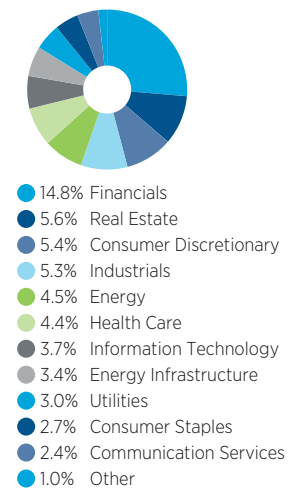
ASSET ALLOCATION⁵



GEOGRAPHIC ALLOCATION⁵



SECTOR ALLOCATION



CALENDAR RETURNS %

YTD	2023	2022	2021	2020	2019	2018	2017	2016
2.3	3.3	-6.8	12.2	2.7	10.5	-3.6	5.2	2.5

COMPOUND RETURNS %

1 mo	3 mo	6 mo	YTD	1 yr	3 yrs	5 yrs	10 yrs	Incep
1.2	2.3	8.1	2.3	4.9	2.8	3.5	3.4	4.1

HISTORICAL DISTRIBUTIONS (\$/unit)

2024			2023								
Mar	Feb	Jan	Dec	Nov	Oct	Sep	Aug	Jul	Jun	May	Apr
-	-	-	0.1661	-	-	-	-	-	-	-	-

The benchmark used for analytics for this fund is 50% S&P/TSX Composite Index / 50% FTSE Canada Universe Bond Index.

[1] For the period ended 2023-06-30. [2] Risk rating measures the degree of uncertainty that an investor can handle regarding fluctuations in the value of their portfolio. The amount of risk associated with any particular investment depends largely on your own personal circumstances including your time horizon, liquidity needs, portfolio size, income, investment knowledge and attitude toward price fluctuations. Investors should consult their financial advisor before making a decision as to whether this mutual fund is a suitable investment for them. [3] Not available for purchases, switches out only. [4] Freely tradable cash [5] Includes fixed income and equity securities.

DYNAMIC DIVIDEND INCOME CLASS

Series A • Performance as at March 31, 2024. Holdings as at March 31, 2024.

Dynamic Funds is a leading Canadian investment company offering a comprehensive range of investment services, including mutual funds, tax-advantaged products and customized high net-worth programs.

Customer Relations Centre

Toll free: 1-800-268-8186
Tel: 514-908-3212 (English)
 514-908-3217 (French)
Fax: 416-363-4179 or
 1-800-361-4768
Email: service@dynamic.ca

Ontario (Head Office)

40 Temperance Street, 16th Floor
 Toronto, ON M5H 0B4
Toll free: 1-866-977-0477
Tel: 416-363-5621

Eastern Canada

1200 McGill College Ave., Ste. 2300
 Montreal, QC H3B 4G7

Western Canada

Suite 1130
 685 Center Street South
 Calgary, AB T2G 2C7

Four Bentall Centre

1055 Dunsmuir St., Ste. 3434
 P.O. Box 49217
 Vancouver, BC V7X 1K8

TOP EQUITY HOLDINGS %

Royal Bank of Canada
Microsoft Corporation
Canadian Pacific Kansas City Ltd.
Canadian Natural Resources Limited
Enbridge Inc.
Bank of Nova Scotia
JPMorgan Chase & Co.
Dynamic Real Estate & Infrastructure Income II Fund, Series "O"
Home Depot, Inc.
TC Energy Corporation
Total allocation in top holdings 19.4

DYNAMIC PREFERRED PRICING

Management fee rates are applied back to dollar one

Fund Value	%
\$0K - \$250K	1.850%
\$250K - \$1M	1.775%
\$1M - \$5M	1.725%
\$5M+	1.675%

Commissions, trailing commissions, management fees and expenses all may be associated with mutual fund investments. Please read the prospectus before investing.

The indicated rates of return are the historical annual compounded total returns including changes in units [share] value and reinvestment of all distributions [dividends] and do not take into account sales, redemption, distribution or optional charges or income taxes payable by any security holder that would have reduced returns. The rates of return are used only to illustrate the effects of the compound growth rate and are not intended to reflect future values of the mutual fund or returns on investment in the mutual fund. Investments in mutual funds are not guaranteed, their values change frequently and past performance may not be repeated.

R^2 is a measurement out of 100 that shows the extent to which a portfolio's movements can be explained by the benchmark's movements.

Standard deviation is a measure of volatility; it shows how broadly the Fund's returns have varied over a given time period.



dynamic.ca/f/1280