

# DYNAMIC GLOBAL ASSET ALLOCATION FUND <sup>1</sup>

Series I (USD) • Performance as at March 31, 2024. Holdings as at March 31, 2024.

**DAVID L. FINGOLD BSc. Management**

Senior Portfolio Manager: 16.9 years on fund

**DEREK AMERY BA (Hons.), MA, CFA**

Senior Portfolio Manager: 5.1 years on fund

INCEPTION	<b>2007 May</b>
NET ASSETS	<b>\$2.35B</b>
HOLDINGS	<b>34</b>
MER <sup>2</sup>	<b>0.15%</b>
MANAGEMENT FEE	<b>0.85%</b>
NAV	<b>\$18.96 USD</b>

**RISK RATING<sup>3</sup>**

LOW	<input type="checkbox"/>	MEDIUM	<input checked="" type="checkbox"/>	HIGH	<input type="checkbox"/>
-----	--------------------------	--------	-------------------------------------	------	--------------------------

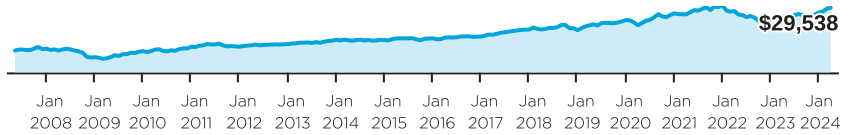
**FUND CODES (Prefix: DYN)**

Series	FE	LL	LL2	DSC	No load
A	1660	1661 <sup>4</sup>	7080 <sup>4</sup>	1662 <sup>4</sup>	
DCAF	800	100 <sup>4</sup>		900 <sup>4</sup>	
A (USD)	1672	1673 <sup>4</sup>		1674 <sup>4</sup>	
F					1663
DCAF - F					3782
F (USD)					1675
FT					2204
I					1664
I (USD)					1676
T	1665	1667 <sup>4</sup>	7081 <sup>4</sup>	1666 <sup>4</sup>	

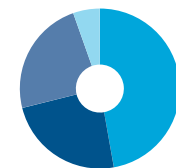
**WHY INVEST IN DYNAMIC GLOBAL ASSET ALLOCATION FUND ?**

- Actively managed balanced portfolio of global equities and fixed income investments.
- Tactical asset allocation provides access to rising stock markets while bond positions offer stability in market downturns.
- Active hedging strategies help protect from the effects of interest rate and foreign currency fluctuations.

**GROWTH OF \$10,000**

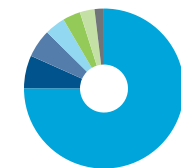


**ASSET ALLOCATION**



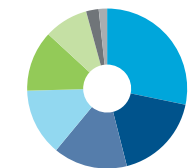
- 47.2% Common Stocks-US
- 23.9% Foreign Bonds & Debentures
- 23.5% Common Stocks-Foreign
- 5.4% Cash, Short-Term Investments & Other Net Assets

**GEOGRAPHIC ALLOCATION**



- 71.0% United States
- 6.3% Switzerland
- 5.4% Israel
- 3.9% Netherlands
- 3.4% Japan
- 2.8% Denmark
- 1.8% Ireland

**SECTOR ALLOCATION**



- 20.0% Information Technology
- 12.6% Financials
- 10.6% Industrials
- 9.6% Health Care
- 8.7% Consumer Discretionary
- 6.3% Communication Services
- 1.8% Materials
- 1.2% Consumer Staples

**CALENDAR RETURNS %**

YTD	2023	2022	2021	2020	2019	2018	2017	2016
<b>8.2</b>	<b>9.5</b>	<b>-18.4</b>	<b>13.0</b>	<b>13.0</b>	<b>23.8</b>	<b>-1.3</b>	<b>19.6</b>	<b>5.1</b>

**COMPOUND RETURNS %**

1 mo	3 mo	6 mo	YTD	1 yr	3 yrs	5 yrs	10 yrs	Incep
<b>1.1</b>	<b>8.2</b>	<b>16.3</b>	<b>8.2</b>	<b>17.9</b>	<b>3.6</b>	<b>6.6</b>	<b>7.2</b>	<b>6.7</b>

**HISTORICAL DISTRIBUTIONS (USD\$/unit)**

2024			2023								
Mar	Feb	Jan	Dec	Nov	Oct	Sep	Aug	Jul	Jun	May	Apr
-	-	-	<b>0.1276</b>	-	-	-	-	-	-	-	-

<sup>[1]</sup> Previously named Dynamic Global Value Balanced Fund. <sup>[2]</sup> For the period ended 2023-06-30. <sup>[3]</sup> Risk rating measures the degree of uncertainty that an investor can handle regarding fluctuations in the value of their portfolio. The amount of risk associated with any particular investment depends largely on your own personal circumstances including your time horizon, liquidity needs, portfolio size, income, investment knowledge and attitude toward price fluctuations. Investors should consult their financial advisor before making a decision as to whether this mutual fund is a suitable investment for them. <sup>[4]</sup> Not available for purchases, switches out only.

**DYNAMIC GLOBAL ASSET ALLOCATION FUND <sup>1</sup>**

Series I (USD) • Performance as at March 31, 2024. Holdings as at March 31, 2024.

Dynamic Funds is a leading Canadian investment company offering a comprehensive range of investment services, including mutual funds, tax-advantaged products and customized high net-worth programs.

**Customer Relations Centre**

**Toll free:** 1-800-268-8186  
**Tel:** 514-908-3212 (English)  
 514-908-3217 (French)  
**Fax:** 416-363-4179 or  
 1-800-361-4768  
**Email:** [service@dynamic.ca](mailto:service@dynamic.ca)

**Ontario (Head Office)**

40 Temperance Street, 16th Floor  
 Toronto, ON M5H 0B4  
**Toll free:** 1-866-977-0477  
**Tel:** 416-363-5621

**Eastern Canada**

1200 McGill College Ave., Ste. 2300  
 Montreal, QC H3B 4G7

**Western Canada**

Suite 1130  
 685 Center Street South  
 Calgary, AB T2G 2C7

Four Bentall Centre  
 1055 Dunsmuir St., Ste. 3434  
 P.O. Box 49217  
 Vancouver, BC V7X 1K8

**TOP EQUITY HOLDINGS %**

Microsoft Corporation	4.2
INFICON Holding AG	3.8
Meta Platforms, Inc.	3.8
Amazon.com, Inc.	3.6
JPMorgan Chase & Co.	3.1
NVIDIA Corporation	3.0
Novo Nordisk A/S	2.8
Netflix, Inc.	2.5
Eli Lilly and Company	2.5
Wells Fargo & Company	2.4
<b>Total allocation in top holdings</b>	<b>31.7</b>

**DYNAMIC PREFERRED PRICING**

Management fee rates are applied back to dollar one

Fund Value	%
\$0K - \$250K	0.850%
\$250K - \$1M	0.775%
\$1M - \$5M	0.725%
\$5M+	0.675%

Commissions, trailing commissions, management fees and expenses all may be associated with mutual fund investments. Please read the prospectus before investing.

The indicated rates of return are the historical annual compounded total returns including changes in units [share] value and reinvestment of all distributions [dividends] and do not take into account sales, redemption, distribution or optional charges or income taxes payable by any security holder that would have reduced returns. The rates of return are used only to illustrate the effects of the compound growth rate and are not intended to reflect future values of the mutual fund or returns on investment in the mutual fund. Investments in mutual funds are not guaranteed, their values change frequently and past performance may not be repeated.



[dynamic.ca/f/2998](https://dynamic.ca/f/2998)