

DYNAMIC GLOBAL ASSET ALLOCATION FUND ¹

Series F (USD) • Performance as at March 31, 2024. Holdings as at March 31, 2024.

DAVID L. FINGOLD BSc. Management

Senior Portfolio Manager: 16.9 years on fund

DEREK AMERY BA (Hons.), MA, CFA

Senior Portfolio Manager: 5.1 years on fund

INCEPTION	2007 May
NET ASSETS	\$2.35B
HOLDINGS	34
MER ²	1.10%
MANAGEMENT FEE	0.85%
NAV	\$17.20 USD

RISK RATING³

LOW		MEDIUM	HIGH
-----	--	--------	------

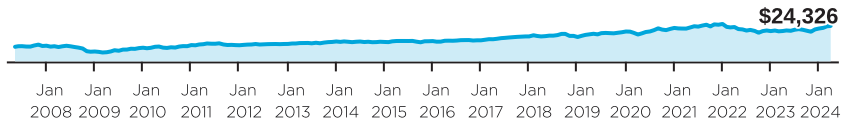
FUND CODES (Prefix: DYN)

Series	FE	LL	LL2	DSC	No load
A	1660	1661 ⁴	7080 ⁴	1662 ⁴	
DCAF	800	100 ⁴		900 ⁴	
A (USD)	1672	1673 ⁴		1674 ⁴	
F					1663
DCAF - F					3782
F (USD)					1675
FT					2204
I					1664
I (USD)					1676
T	1665	1667 ⁴	7081 ⁴	1666 ⁴	

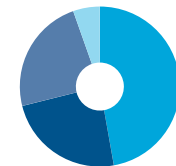
WHY INVEST IN DYNAMIC GLOBAL ASSET ALLOCATION FUND ?

- Actively managed balanced portfolio of global equities and fixed income investments.
- Tactical asset allocation provides access to rising stock markets while bond positions offer stability in market downturns.
- Active hedging strategies help protect from the effects of interest rate and foreign currency fluctuations.

GROWTH OF \$10,000

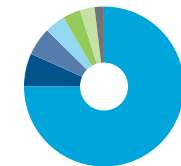


ASSET ALLOCATION



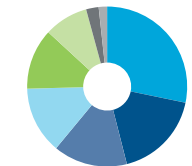
- 47.2% Common Stocks-US
- 23.9% Foreign Bonds & Debentures
- 23.5% Common Stocks-Foreign
- 5.4% Cash, Short-Term Investments & Other Net Assets

GEOGRAPHIC ALLOCATION



- 71.0% United States
- 6.3% Switzerland
- 5.4% Israel
- 3.9% Netherlands
- 3.4% Japan
- 2.8% Denmark
- 1.8% Ireland

SECTOR ALLOCATION



- 20.0% Information Technology
- 12.6% Financials
- 10.6% Industrials
- 9.6% Health Care
- 8.7% Consumer Discretionary
- 6.3% Communication Services
- 1.8% Materials
- 1.2% Consumer Staples

CALENDAR RETURNS %

YTD	2023	2022	2021	2020	2019	2018	2017	2016
8.0	8.5	-19.1	11.9	12.0	22.5	-2.3	18.4	3.9

COMPOUND RETURNS %

1 mo	3 mo	6 mo	YTD	1 yr	3 yrs	5 yrs	10 yrs	Incep
1.0	8.0	15.7	8.0	16.8	2.7	5.6	6.1	5.4

HISTORICAL DISTRIBUTIONS (USD\$/unit)

2024		2023									
Mar	Feb	Jan	Dec	Nov	Oct	Sep	Aug	Jul	Jun	May	Apr
-	-	-	0.0404	-	-	-	-	-	-	-	-

^[1] Previously named Dynamic Global Value Balanced Fund. ^[2] For the period ended 2023-06-30. ^[3] Risk rating measures the degree of uncertainty that an investor can handle regarding fluctuations in the value of their portfolio. The amount of risk associated with any particular investment depends largely on your own personal circumstances including your time horizon, liquidity needs, portfolio size, income, investment knowledge and attitude toward price fluctuations. Investors should consult their financial advisor before making a decision as to whether this mutual fund is a suitable investment for them. ^[4] Not available for purchases, switches out only.

GLOBAL BALANCED

DYNAMIC GLOBAL ASSET ALLOCATION FUND ¹

Series F (USD) • Performance as at March 31, 2024. Holdings as at March 31, 2024.

Dynamic Funds is a leading Canadian investment company offering a comprehensive range of investment services, including mutual funds, tax-advantaged products and customized high net-worth programs.

Customer Relations Centre

Toll free: 1-800-268-8186
Tel: 514-908-3212 (English)
514-908-3217 (French)
Fax: 416-363-4179 or
1-800-361-4768
Email: service@dynamic.ca

Ontario (Head Office)

40 Temperance Street, 16th Floor
Toronto, ON M5H 0B4
Toll free: 1-866-977-0477
Tel: 416-363-5621

Eastern Canada

1200 McGill College Ave., Ste. 2300
Montreal, QC H3B 4G7

Western Canada

Suite 1130
685 Center Street South
Calgary, AB T2G 2C7

Four Bentall Centre
1055 Dunsmuir St., Ste. 3434
P.O. Box 49217
Vancouver, BC V7X 1K8

TOP EQUITY HOLDINGS %

Microsoft Corporation	4.2
INFICON Holding AG	3.8
Meta Platforms, Inc.	3.8
Amazon.com, Inc.	3.6
JPMorgan Chase & Co.	3.1
NVIDIA Corporation	3.0
Novo Nordisk A/S	2.8
Netflix, Inc.	2.5
Eli Lilly and Company	2.5
Wells Fargo & Company	2.4
Total allocation in top holdings	31.7

DYNAMIC PREFERRED PRICING

Management fee rates are applied back to dollar one

Fund Value	%
\$0K - \$250K	0.850%
\$250K - \$1M	0.775%
\$1M - \$5M	0.725%
\$5M+	0.675%

Commissions, trailing commissions, management fees and expenses all may be associated with mutual fund investments. Please read the prospectus before investing. The indicated rates of return are the historical annual compounded total returns including changes in units [share] value and reinvestment of all distributions [dividends] and do not take into account sales, redemption, distribution or optional charges or income taxes payable by any security holder that would have reduced returns. The rates of return are used only to illustrate the effects of the compound growth rate and are not intended to reflect future values of the mutual fund or returns on investment in the mutual fund. Investments in mutual funds are not guaranteed, their values change frequently and past performance may not be repeated.



dynamic.ca/f/2992

Dynamic Funds®
Invest with advice.