

ALTERNATIVE/SPECIALTY

# DYNAMIC GLOBAL REAL ESTATE FUND

Series I • Performance as at March 31, 2024. Holdings as at March 31, 2024.

**TOM DICKER B.Comm. (Hons.), CFA**

Portfolio Manager: 13.0 years on fund

**MARIA BENAVENTE B.Comm. (Hons.), CFA**

Portfolio Manager: 5.0 years on fund

INCEPTION	<b>2005 February</b>
NET ASSETS	<b>\$230.17M</b>
HOLDINGS	<b>60</b>
MER <sup>1</sup>	<b>0.11%</b>
MANAGEMENT FEE	<b>1%</b>
NAV	<b>\$10.06</b>
STANDARD DEVIATION	<b>16.57% over 3 years</b>
R <sup>2</sup>	<b>0.97</b>
DISTRIBUTIONS	<b>\$0.1069 quarterly<sup>2</sup></b>
YIELD	<b>4.2% based on NAV<sup>3</sup></b>

**RISK RATING<sup>4</sup>**

LOW	MEDIUM	HIGH
-----	--------	------

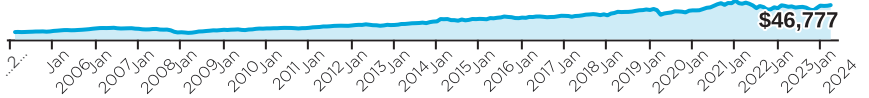
**FUND CODES (Prefix: DYN)**

Series	FE	LL	LL2	DSC	No load
A	085	685 <sup>5</sup>	7116 <sup>5</sup>	785 <sup>5</sup>	
DCAF	885	185 <sup>5</sup>		985 <sup>5</sup>	
F					1085
FT					3823
I					1185
T	1585	1586 <sup>5</sup>	7117 <sup>5</sup>	1587 <sup>5</sup>	

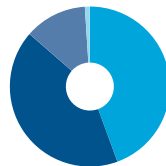
**WHY INVEST IN DYNAMIC GLOBAL REAL ESTATE FUND ?**

- Access to high-quality real estate assets through public companies from around the globe.
- Diversification benefits from an asset class highly sought after by pension funds and institutional investors.
- Actively managed portfolio that offers a conservative quarterly income stream.

**GROWTH OF \$10,000**

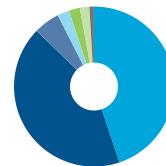


**ASSET ALLOCATION**



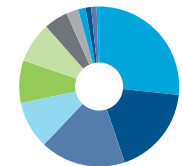
- 44.4% Common Stocks-CDN
- 42.0% Common Stocks-US
- 12.6% Common Stocks-Foreign
- 1.0% Cash, Short-Term Investments & Other Net Assets

**GEOGRAPHIC ALLOCATION**



- 44.4% Canada
- 42.0% United States
- 5.2% United Kingdom
- 2.4% Australia
- 2.2% Japan
- 1.9% Germany
- 0.9% Spain

**SECTOR ALLOCATION**



- 26.4% Residential
- 18.0% Industrials
- 17.1% Retail
- 9.5% Health Care
- 8.5% Communications & Technology
- 8.1% Self Storage
- 4.8% Private Capital - Real Estate
- 2.4% Real Estate Services
- 1.5% Diversified
- 1.1% Office
- 1.1% Hotels & Gaming
- 0.5% Other

**CALENDAR RETURNS %**

YTD	2023	2022	2021	2020	2019	2018	2017	2016
<b>1.6</b>	<b>8.3</b>	<b>-19.7</b>	<b>33.5</b>	<b>-1.3</b>	<b>22.2</b>	<b>2.2</b>	<b>8.1</b>	<b>6.0</b>

**COMPOUND RETURNS %**

1 mo	3 mo	6 mo	YTD	1 yr	3 yrs	5 yrs	10 yrs	Incep
<b>1.9</b>	<b>1.6</b>	<b>14.5</b>	<b>1.6</b>	<b>5.3</b>	<b>4.1</b>	<b>4.5</b>	<b>8.3</b>	<b>8.4</b>

**HISTORICAL DISTRIBUTIONS (\$/unit)**

2024		2024									
Mar	Feb	Jan	Dec	Nov	Oct	Sep	Aug	Jul	Jun	May	Apr
<b>0.1069</b>	-	-	<b>0.1069</b>	-	-	<b>0.1069</b>	-	-	<b>0.1069</b>	-	-

The benchmark used for analytics for this fund is 30% FTSE EPRA Nareit Canada/70% FTSE EPRA Nareit Developed(C\$).

[1] For the period ended 2023-06-30. [2] This Quarterly distribution is fixed but not guaranteed and may be adjusted from time to time at the discretion of the fund manager. [3] The yield is determined by annualizing the fixed distribution rate and does not include any distributions in excess of the fixed distribution rate that may be paid at the fund's year-end. [4] Risk rating measures the degree of uncertainty that an investor can handle regarding fluctuations in the value of their portfolio. The amount of risk associated with any particular investment depends largely on your own personal circumstances including your time horizon, liquidity needs, portfolio size, income, investment knowledge and attitude toward price fluctuations. Investors should consult their financial advisor before making a decision as to whether this mutual fund is a suitable investment for them. [5] Not available for purchases, switches out only.

**DYNAMIC GLOBAL REAL ESTATE FUND**

Series I • Performance as at March 31, 2024. Holdings as at March 31, 2024.

Dynamic Funds is a leading Canadian investment company offering a comprehensive range of investment services, including mutual funds, tax-advantaged products and customized high net-worth programs.

**Customer Relations Centre**

**Toll free:** 1-800-268-8186  
**Tel:** 514-908-3212 (English)  
 514-908-3217 (French)  
**Fax:** 416-363-4179 or  
 1-800-361-4768  
**Email:** [service@dynamic.ca](mailto:service@dynamic.ca)

**Ontario (Head Office)**

40 Temperance Street, 16th Floor  
 Toronto, ON M5H 0B4  
**Toll free:** 1-866-977-0477  
**Tel:** 416-363-5621

**Eastern Canada**

1200 McGill College Ave., Ste. 2300  
 Montreal, QC H3B 4G7

**Western Canada**

Suite 1130  
 685 Center Street South  
 Calgary, AB T2G 2C7

Four Bentall Centre  
 1055 Dunsmuir St., Ste. 3434  
 P.O. Box 49217  
 Vancouver, BC V7X 1K8

**TOP EQUITY HOLDINGS %**

Prologis, Inc.
RioCan Real Estate Investment Trust
Ventas, Inc.
Canadian Apartment Properties Real Estate Investment Trust
Granite Real Estate Investment Trust
Chartwell Retirement Residences
First Capital Real Estate Investment Trust
Mid-America Apartment Communities, Inc.
American Tower Corporation
Flagship Communities Real Estate Investment Trust

**Total allocation in top holdings** **34.4**

**DYNAMIC PREFERRED PRICING**

Management fee rates are applied back to dollar one

Fund Value	%
\$0K - \$250K	1.000%
\$250K - \$1M	0.900%
\$1M - \$5M	0.825%
\$5M+	0.775%

Distributions may consist of net income, dividends, net realized capital gains, and/or return of capital. Distributions are not guaranteed and investors should not confuse a fund's distribution yield with its performance or rate of return.

Commissions, trailing commissions, management fees and expenses all may be associated with mutual fund investments. Please read the prospectus before investing.

The indicated rates of return are the historical annual compounded total returns including changes in units [share] value and reinvestment of all distributions [dividends] and do not take into account sales, redemption, distribution or optional charges or income taxes payable by any security holder that would have reduced returns. The rates of return are used only to illustrate the effects of the compound growth rate and are not intended to reflect future values of the mutual fund or returns on investment in the mutual fund. Investments in mutual funds are not guaranteed, their values change frequently and past performance may not be repeated.

R<sup>2</sup> is a measurement out of 100 that shows the extent to which a portfolio's movements can be explained by the benchmark's movements.

Standard deviation is a measure of volatility; it shows how broadly the Fund's returns have varied over a given time period.



[dynamic.ca/f/2928](https://dynamic.ca/f/2928)