

ALTERNATIVE/SPECIALTY

DYNAMIC GLOBAL REAL ESTATE FUND

Series FT • Performance as at April 30, 2024. Holdings as at March 31, 2024.

TOM DICKER B.Comm. (Hons.), CFA
Portfolio Manager: 13.1 years on fund

MARIA BENAVENTE B.Comm. (Hons.), CFA
Portfolio Manager: 5.1 years on fund

INCEPTION	2022 January
NET ASSETS	\$217.22M
HOLDINGS	60
MER ¹	1.25%
MANAGEMENT FEE	1%
NAV	\$7.19
DISTRIBUTIONS	\$0.0387 monthly ²
YIELD	6.0% based on NAV ³

RISK RATING⁴

LOW	MEDIUM	HIGH
-----	--------	------

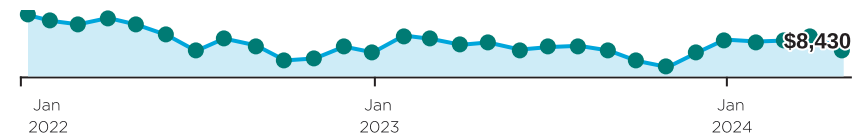
FUND CODES (Prefix: DYN)

Series	FE	LL	LL2	DSC	No load
A	085	685 ⁵	7116 ⁵	785 ⁵	
DCAF	885	185 ⁵		985 ⁵	
F					1085
FT					3823
I					1185
T	1585	1586 ⁵	7117 ⁵	1587 ⁵	

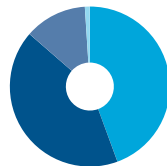
WHY INVEST IN DYNAMIC GLOBAL REAL ESTATE FUND ?

- Access to high-quality real estate assets through public companies from around the globe.
- Diversification benefits from an asset class highly sought after by pension funds and institutional investors.
- Actively managed portfolio that offers a conservative quarterly income stream.

GROWTH OF \$10,000

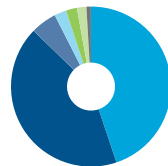


ASSET ALLOCATION



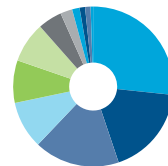
- 44.4% Common Stocks-CDN
- 42.0% Common Stocks-US
- 12.6% Common Stocks-Foreign
- 1.0% Cash, Short-Term Investments & Other Net Assets

GEOGRAPHIC ALLOCATION



- 44.4% Canada
- 42.0% United States
- 5.2% United Kingdom
- 2.4% Australia
- 2.2% Japan
- 1.9% Germany
- 0.9% Spain

SECTOR ALLOCATION



- 26.4% Residential
- 18.0% Industrials
- 17.1% Retail
- 9.5% Health Care
- 8.5% Communications & Technology
- 8.1% Self Storage
- 4.8% Private Capital - Real Estate
- 2.4% Real Estate Services
- 1.5% Diversified
- 1.1% Office
- 1.1% Hotels & Gaming
- 0.5% Other

CALENDAR RETURNS %

YTD	2023	2022	2021	2020	2019	2018	2017	2016
-5.1	7.1	—	—	—	—	—	—	—

COMPOUND RETURNS %

1 mo	3 mo	6 mo	YTD	1 yr	3 yrs	5 yrs	10 yrs	Incep
-6.3	-4.1	10.6	-5.1	-3.7	—	—	—	-7.1

HISTORICAL DISTRIBUTIONS (\$/unit)

2024				2023							
Apr	Mar	Feb	Jan	Dec	Nov	Oct	Sep	Aug	Jul	Jun	May
0.0387	0.0387	0.0387	0.0387	0.0384	0.0384	0.0384	0.0384	0.0384	0.0384	0.0384	0.0384

[1] For the period ended 2023-06-30. [2] We review the amount of the distribution in January of each year. [3] The yield is determined by annualizing the fixed distribution rate and does not include any distributions in excess of the fixed distribution rate that may be paid at the fund's year-end. [4] Risk rating measures the degree of uncertainty that an investor can handle regarding fluctuations in the value of their portfolio. The amount of risk associated with any particular investment depends largely on your own personal circumstances including your time horizon, liquidity needs, portfolio size, income, investment knowledge and attitude toward price fluctuations. Investors should consult their financial advisor before making a decision as to whether this mutual fund is a suitable investment for them. [5] Not available for purchases; switches out only.

ALTERNATIVE/SPECIALTY

DYNAMIC GLOBAL REAL ESTATE FUND

Series FT • Performance as at April 30, 2024. Holdings as at March 31, 2024.

Dynamic Funds is a leading Canadian investment company offering a comprehensive range of investment services, including mutual funds, tax-advantaged products and customized high net-worth programs.

Customer Relations Centre

Toll free: 1-800-268-8186
Tel: 514-908-3212 (English)
514-908-3217 (French)
Fax: 416-363-4179 or
1-800-361-4768
Email: service@dynamic.ca

Ontario (Head Office)

40 Temperance Street, 16th Floor
Toronto, ON M5H 0B4
Toll free: 1-866-977-0477
Tel: 416-363-5621

Eastern Canada

1200 McGill College Ave., Ste. 2300
Montreal, QC H3B 4G7

Western Canada

Suite 1130
685 Center Street South
Calgary, AB T2G 2C7

Four Bentall Centre
1055 Dunsmuir St., Ste. 3434
P.O. Box 49217
Vancouver, BC V7X 1K8

TOP EQUITY HOLDINGS %

Prologis, Inc.
RioCan Real Estate Investment Trust
Ventas, Inc.
Canadian Apartment Properties Real Estate Investment Trust
Granite Real Estate Investment Trust
Chartwell Retirement Residences
First Capital Real Estate Investment Trust
Mid-America Apartment Communities, Inc.
American Tower Corporation
Flagship Communities Real Estate Investment Trust

Total allocation in top holdings 34.4

DYNAMIC PREFERRED PRICING

Management fee rates are applied back to dollar one

Fund Value	%
\$0K - \$250K	1.000%
\$250K - \$1M	0.900%
\$1M - \$5M	0.825%
\$5M+	0.775%

Distributions may consist of net income, dividends, net realized capital gains, and/or return of capital. Distributions are not guaranteed and investors should not confuse a fund's distribution yield with its performance or rate of return.

Commissions, trailing commissions, management fees and expenses all may be associated with mutual fund investments. Please read the prospectus before investing.

The indicated rates of return are the historical annual compounded total returns including changes in units [share] value and reinvestment of all distributions [dividends] and do not take into account sales, redemption, distribution or optional charges or income taxes payable by any security holder that would have reduced returns. The rates of return are used only to illustrate the effects of the compound growth rate and are not intended to reflect future values of the mutual fund or returns on investment in the mutual fund. Investments in mutual funds are not guaranteed, their values change frequently and past performance may not be repeated.



dynamic.ca/f/7152