

SPECIALTY

DYNAMIC GLOBAL REAL ESTATE FUND

Series F • Performance as at November 30, 2024. Holdings as at October 31, 2024.

MARIA BENAVENTE B.Comm. (Hons.), CFA

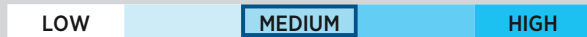
Portfolio Manager: 5.6 years on fund

TOM DICKER B.Comm. (Hons.), CFA

Portfolio Manager: 13.7 years on fund

| | |
|--------------------|---------------------------------------|
| INCEPTION | 2007 January |
| NET ASSETS | \$258.07M |
| HOLDINGS | 61 |
| MER ¹ | 1.22% |
| MANAGEMENT FEE | 1% |
| NAV | \$15.50 |
| STANDARD DEVIATION | 16.96% over 3 years |
| R ² | 0.97 |
| DISTRIBUTIONS | \$0.1125 quarterly² |
| YIELD | 2.9% based on NAV³ |

RISK RATING⁴



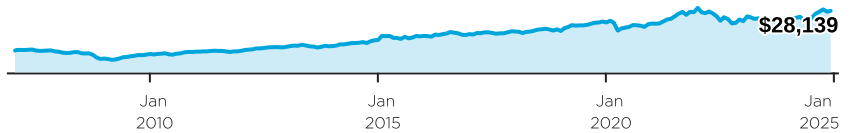
FUND CODES (Prefix: DYN)

| Series | FE | LL | LL2 | DSC | No load | ETF |
|--------|------|-------------------|-------------------|-------------------|---------|-----|
| A | 085 | 685 ⁵ | 7116 ⁵ | 785 ⁵ | | |
| DCAF | 885 | 185 ⁵ | | 985 ⁵ | | |
| F | | | | | 1085 | |
| FT | | | | | 3823 | |
| I | | | | | 1185 | |
| T | 1585 | 1586 ⁵ | 7117 ⁵ | 1587 ⁵ | | |

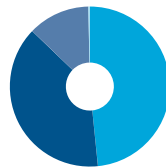
WHY INVEST IN DYNAMIC GLOBAL REAL ESTATE FUND ?

- Access to high-quality real estate assets through public companies from around the globe.
- Diversification benefits from an asset class highly sought after by pension funds and institutional investors.
- Actively managed portfolio that offers a conservative quarterly income stream.

GROWTH OF \$10,000

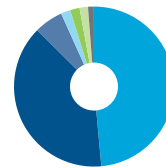


ASSET ALLOCATION



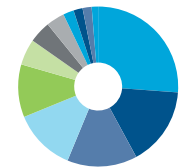
- 48.4% Common Stocks-US
- 38.8% Common Stocks-CDN
- 12.5% Common Stocks-Foreign
- 0.3% Cash, Short-Term Investments & Other Net Assets

GEOGRAPHIC ALLOCATION



- 48.4% United States
- 38.8% Canada
- 5.8% United Kingdom
- 1.9% Germany
- 1.9% Australia
- 1.7% Japan
- 1.2% Spain

SECTOR ALLOCATION



- 26.1% Residential
- 15.9% Industrials
- 14.1% Retail
- 12.5% Health Care
- 10.6% Communications & Technology
- 5.2% Self Storage
- 4.4% Private Capital - Real Estate
- 3.7% Real Estate Services
- 2.2% Diversified
- 1.8% Office
- 1.8% Hotels & Gaming
- 1.3% Other

CALENDAR RETURNS %

| YTD | 2023 | 2022 | 2021 | 2020 | 2019 | 2018 | 2017 | 2016 |
|-------------|------------|--------------|-------------|-------------|-------------|------------|------------|------------|
| 12.1 | 7.1 | -20.5 | 32.1 | -2.3 | 20.8 | 1.1 | 7.0 | 4.7 |

COMPOUND RETURNS %

| 1 mo | 3 mo | 6 mo | YTD | 1 yr | 3 yrs | 5 yrs | 10 yrs | Incep |
|------------|------------|-------------|-------------|-------------|------------|------------|------------|------------|
| 1.4 | 1.4 | 14.2 | 12.1 | 20.3 | 0.7 | 3.9 | 6.7 | 6.0 |

HISTORICAL DISTRIBUTIONS (\$/unit)

| 2024 | | | | | | | | | | | 2023 |
|------|-----|---------------|-----|-----|---------------|-----|-----|---------------|-----|-----|---------------|
| Nov | Oct | Sep | Aug | Jul | Jun | May | Apr | Mar | Feb | Jan | Dec |
| - | - | 0.1125 | - | - | 0.1125 | - | - | 0.1125 | - | - | 0.1125 |

The benchmark used for analytics for this fund is 30% FTSE EPRA Nareit Canada/70% FTSE EPRA Nareit Developed(C\$).

[1] For the period ended 2024-06-30. [2] This Quarterly distribution is fixed but not guaranteed and may be adjusted from time to time at the discretion of the fund manager. [3] The yield is determined by annualizing the fixed distribution rate and does not include any distributions in excess of the fixed distribution rate that may be paid at the fund's year-end. [4] Risk rating measures the degree of uncertainty that an investor can handle regarding fluctuations in the value of their portfolio. The amount of risk associated with any particular investment depends largely on your own personal circumstances including your time horizon, liquidity needs, portfolio size, income, investment knowledge and attitude toward price fluctuations. Investors should consult their financial advisor before making a decision as to whether this mutual fund is a suitable investment for them. [5] Not available for purchases, switches out only.

SPECIALTY

DYNAMIC GLOBAL REAL ESTATE FUND

Series F • Performance as at November 30, 2024. Holdings as at October 31, 2024.

Dynamic Funds is a leading Canadian investment company offering a comprehensive range of investment services, including mutual funds, tax-advantaged products and customized high net-worth programs.

Customer Relations Centre

Toll free: 1-800-268-8186
Tel: 514-908-3212 (English)
514-908-3217 (French)
Fax: 416-363-4179 or
1-800-361-4768
Email: service@dynamic.ca

Ontario (Head Office)

40 Temperance Street, 16th Floor
Toronto, ON M5H 0B4
Toll free: 1-866-977-0477
Tel: 416-363-5621

Eastern Canada

1200 McGill College Ave., Ste. 2300
Montreal, QC H3B 4G7

Western Canada

Suite 1130
685 Center Street South
Calgary, AB T2G 2C7

Four Bentall Centre
1055 Dunsmuir St., Ste. 3434
P.O. Box 49217
Vancouver, BC V7X 1K8

TOP EQUITY HOLDINGS %

| |
|--|
| Prologis, Inc. |
| Ventas, Inc. |
| RioCan Real Estate Investment Trust |
| Chartwell Retirement Residences |
| Canadian Apartment Properties Real Estate Investment Trust |
| Mid-America Apartment Communities, Inc. |
| Granite Real Estate Investment Trust REIT |
| Equinix, Inc. |
| AvalonBay Communities, Inc. |
| First Capital Real Estate Investment Trust |

Total allocation in top holdings 34.3

DYNAMIC PREFERRED PRICING

Management fee rates are applied back to dollar one

| Fund Value | % |
|---------------|--------|
| \$0K - \$250K | 1.000% |
| \$250K - \$1M | 0.900% |
| \$1M - \$5M | 0.825% |
| \$5M+ | 0.775% |

Distributions may consist of net income, dividends, net realized capital gains, and/or return of capital. Distributions are not guaranteed and investors should not confuse a fund's distribution yield with its performance or rate of return.

Commissions, trailing commissions, management fees and expenses all may be associated with mutual fund investments. Please read the prospectus before investing.

The indicated rates of return are the historical annual compounded total returns including changes in units [share] value and reinvestment of all distributions [dividends] and do not take into account sales, redemption, distribution or optional charges or income taxes payable by any security holder that would have reduced returns. The rates of return are used only to illustrate the effects of the compound growth rate and are not intended to reflect future values of the mutual fund or returns on investment in the mutual fund. Investments in mutual funds are not guaranteed, their values change frequently and past performance may not be repeated.

R² is a measurement out of 100 that shows the extent to which a portfolio's movements can be explained by the benchmark's movements.

Standard deviation is a measure of volatility; it shows how broadly the Fund's returns have varied over a given time period.



dynamic.ca/f/2926

Researched by Dynamic Funds®

www.dynamic.ca

Dynamic Funds® is a registered trademark of The Bank of Nova Scotia, used under license by, and is a division of, 1832 Asset Management LP. © Copyright 2024 The Bank of Nova Scotia. All rights reserved.

Dynamic Funds®
Invest with advice.