

DYNAMIC DIVERSIFIED INFLATION FOCUSED FUND ¹

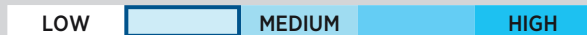
Series I • Performance as at March 31, 2024. Holdings as at March 31, 2024.

MYLES ZYBLOCK B.A. (Hons.), M.A., CFA

Chief Investment Strategist: 5.1 years on fund

INCEPTION	2006 April
NET ASSETS	\$62.88M
HOLDINGS	21
MER ²	0.14%
MANAGEMENT FEE	0.8%
NAV	\$11.62
STANDARD DEVIATION	9.50% over 3 years
R ²	0.80

RISK RATING³




FUND CODES (Prefix: DYN)

Series	FE	LL	LL2	DSC	No load
A	037	637 ⁴	7108 ⁴	737 ⁴	
DCAF	897	197 ⁴		997 ⁴	
F					257
DCAF - F					2403
FT					3813
G	037G ⁴	637G ⁴		737G ⁴	
I					1137
T	1942	1943 ⁴	7109 ⁴	1944 ⁴	

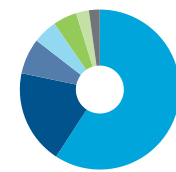
WHY INVEST IN DYNAMIC DIVERSIFIED INFLATION FOCUSED FUND ?

- Access to market sectors that help protect real returns and investor purchasing power.
- Diversified portfolio of real return bonds, real estate, precious metals, energy and other resources, as well as infrastructure investments.
- Actively managed by a multi-talented portfolio management team.

GROWTH OF \$10,000

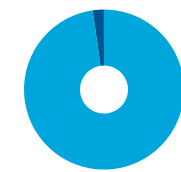


ASSET ALLOCATION



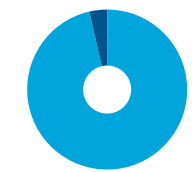
- 59.2% Mutual Funds - Foreign Equity
- 19.1% Federal Govt Bonds - CDN
- 7.2% Corporate Bonds - CDN
- 4.9% Mutual Funds - Foreign Income
- 4.8% Commodities
- 2.6% Cash, Short-Term Investments & Other Net Assets
- 2.2% Common Stocks-US

GEOGRAPHIC ALLOCATION



- 95.2% Canada
- 2.2% United States

SECTOR ALLOCATION



- 59.1% Foreign Equity Funds
- 2.2% Materials

CALENDAR RETURNS %

YTD	2023	2022	2021	2020	2019	2018	2017	2016
3.2	5.4	-4.1	11.1	8.4	17.6	-4.7	7.2	22.2

COMPOUND RETURNS %

1 mo	3 mo	6 mo	YTD	1 yr	3 yrs	5 yrs	10 yrs	Incep
3.5	3.2	10.9	3.2	5.8	5.4	6.3	6.7	6.2

HISTORICAL DISTRIBUTIONS (\$/unit)

2024			2023								
Mar	Feb	Jan	Dec	Nov	Oct	Sep	Aug	Jul	Jun	May	Apr
-	-	-	0.5925	-	-	-	-	-	-	-	-

The benchmark used for analytics for this fund is 20% S&P/TSX Global Gold/6% FTSE EPRA Nareit Canada Index/14% FTSE EPRA Nareit Developed Index /20% FTSE Canada RBB/10% S&P NA Natural Resources/10% MSCI World Energy/20% S&P Global Infrastructure.

[1] Name change effective July 5, 2022. Formerly Dynamic Diversified Real Asset Fund. [2] For the period ended 2023-06-30. [3] Risk rating measures the degree of uncertainty that an investor can handle regarding fluctuations in the value of their portfolio. The amount of risk associated with any particular investment depends largely on your own personal circumstances including your time horizon, liquidity needs, portfolio size, income, investment knowledge and attitude toward price fluctuations. Investors should consult their financial advisor before making a decision as to whether this mutual fund is a suitable investment for them. [4] Not available for purchases, switches out only.

DYNAMIC DIVERSIFIED INFLATION FOCUSED FUND¹

Series I • Performance as at March 31, 2024. Holdings as at March 31, 2024.

Dynamic Funds is a leading Canadian investment company offering a comprehensive range of investment services, including mutual funds, tax-advantaged products and customized high net-worth programs.

Customer Relations Centre

Toll free: 1-800-268-8186
Tel: 514-908-3212 (English)
 514-908-3217 (French)
Fax: 416-363-4179 or
 1-800-361-4768
Email: service@dynamic.ca

Ontario (Head Office)

40 Temperance Street, 16th Floor
 Toronto, ON M5H 0B4
Toll free: 1-866-977-0477
Tel: 416-363-5621

Eastern Canada

1200 McGill College Ave., Ste. 2300
 Montreal, QC H3B 4G7

Western Canada

Suite 1130
 685 Center Street South
 Calgary, AB T2G 2C7

Four Bentall Centre
 1055 Dunsmuir St., Ste. 3434
 P.O. Box 49217
 Vancouver, BC V7X 1K8

TOP EQUITY HOLDINGS %

Dynamic Global Real Estate Fund	17.7
Dynamic Global Infrastructure Fund	17.4
Dynamic Strategic Energy Class	5.8
Dynamic Precious Metals Fund	5.5
Dynamic Strategic Resource Class	5.2
Dynamic Premium Yield PLUS Fund	4.5
Dynamic Real Estate & Infrastructure Income II Fund	3.0
SPDR Gold Shares	2.2
Total allocation in top holdings	61.3

DYNAMIC PREFERRED PRICING

Management fee rates are applied back to dollar one

Fund Value	%
\$0K - \$250K	0.800%
\$250K - \$1M	0.725%
\$1M - \$5M	0.675%
\$5M+	0.625%

Commissions, trailing commissions, management fees and expenses all may be associated with mutual fund investments. Please read the prospectus before investing. The indicated rates of return are the historical annual compounded total returns including changes in units [share] value and reinvestment of all distributions [dividends] and do not take into account sales, redemption, distribution or optional charges or income taxes payable by any security holder that would have reduced returns. The rates of return are used only to illustrate the effects of the compound growth rate and are not intended to reflect future values of the mutual fund or returns on investment in the mutual fund. Investments in mutual funds are not guaranteed, their values change frequently and past performance may not be repeated.

R^2 is a measurement out of 100 that shows the extent to which a portfolio's movements can be explained by the benchmark's movements.

Standard deviation is a measure of volatility; it shows how broadly the Fund's returns have varied over a given time period.



dynamic.ca/f/2728