

DYNAMIC DIVERSIFIED INFLATION FOCUSED FUND ¹

Series G • Performance as at April 30, 2024. Holdings as at April 30, 2024.

MYLES ZYBLOCK B.A. (Hons.), M.A., CFA

Chief Investment Strategist: 5.2 years on fund

INCEPTION	2011 January
NET ASSETS	\$61.29M
HOLDINGS	21
MER ²	2.32%
MANAGEMENT FEE	2%
NAV	\$11.11
STANDARD DEVIATION	9.52% over 3 years
R ²	0.80

RISK RATING³

LOW		MEDIUM		HIGH
-----	--	--------	--	------

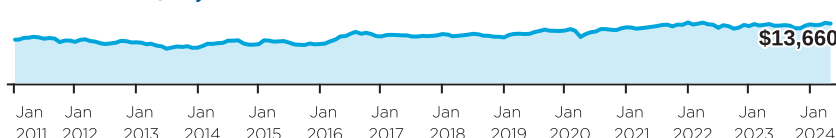
FUND CODES (Prefix: DYN)

Series	FE	LL	LL2	DSC	No load
A	037	637 ⁴	7108 ⁴	737 ⁴	
DCAF	897	197 ⁴		997 ⁴	
F					257
DCAF - F					2403
FT					3813
G	037G ⁴	637G ⁴		737G ⁴	
I					1137
T	1942	1943 ⁴	7109 ⁴	1944 ⁴	

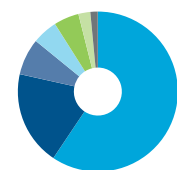
WHY INVEST IN DYNAMIC DIVERSIFIED INFLATION FOCUSED FUND ?

- Access to market sectors that help protect real returns and investor purchasing power.
- Diversified portfolio of real return bonds, real estate, precious metals, energy and other resources, as well as infrastructure investments.
- Actively managed by a multi-talented portfolio management team.

GROWTH OF \$10,000

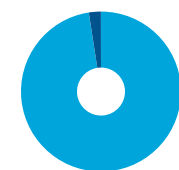


ASSET ALLOCATION



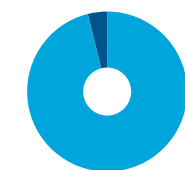
- 59.4% Mutual Funds - Foreign Equity
- 19.1% Federal Govt Bonds - CDN
- 7.4% Corporate Bonds - CDN
- 5.1% Commodities
- 5.1% Mutual Funds - Foreign Income
- 2.4% Common Stocks-US
- 1.5% Cash, Short-Term Investments & Other Net Assets

GEOGRAPHIC ALLOCATION



- 96.1% Canada
- 2.4% United States

SECTOR ALLOCATION



- 59.4% Foreign Equity Funds
- 2.4% Materials

CALENDAR RETURNS %

YTD	2023	2022	2021	2020	2019	2018	2017	2016
1.2	3.2	-6.1	8.7	6.0	15.1	-6.8	4.9	19.4

COMPOUND RETURNS %

1 mo	3 mo	6 mo	YTD	1 yr	3 yrs	5 yrs	10 yrs	Incep
-1.4	2.7	8.4	1.2	0.6	2.3	3.9	4.0	2.4

HISTORICAL DISTRIBUTIONS (\$/unit)

2024	2023	2022	2021	2020	2019	2018	2017	2016
Apr	Mar	Feb	Jan	Dec	Nov	Oct	Sep	Aug
—	—	—	—	0.1796	—	—	—	—

The benchmark used for analytics for this fund is 20% S&P/TSX Global Gold/6% FTSE EPRA Nareit Canada Index/14% FTSE EPRA Nareit Developed Index /20% FTSE Canada RBB/10% S&P NA Natural Resources/10% MSCI World Energy/20% S&P Global Infrastructure.

[1] Name change effective July 5, 2022. Formerly Dynamic Diversified Real Asset Fund. [2] For the period ended 2023-06-30. [3] Risk rating measures the degree of uncertainty that an investor can handle regarding fluctuations in the value of their portfolio. The amount of risk associated with any particular investment depends largely on your own personal circumstances including your time horizon, liquidity needs, portfolio size, income, investment knowledge and attitude toward price fluctuations. Investors should consult their financial advisor before making a decision as to whether this mutual fund is a suitable investment for them. [4] Not available for purchases, switches out only.

DYNAMIC DIVERSIFIED INFLATION FOCUSED FUND ¹

Series G • Performance as at April 30, 2024. Holdings as at April 30, 2024.

Dynamic Funds is a leading Canadian investment company offering a comprehensive range of investment services, including mutual funds, tax-advantaged products and customized high net-worth programs.

Customer Relations Centre

Toll free: 1-800-268-8186

Tel: 514-908-3212 (English)
514-908-3217 (French)Fax: 416-363-4179 or
1-800-361-4768Email: service@dynamic.ca**Ontario (Head Office)**40 Temperance Street, 16th Floor
Toronto, ON M5H 0B4

Toll free: 1-866-977-0477

Tel: 416-363-5621

Eastern Canada1200 McGill College Ave., Ste. 2300
Montreal, QC H3B 4G7**Western Canada**Suite 1130
685 Center Street South
Calgary, AB T2G 2C7Four Bentall Centre
1055 Dunsmuir St., Ste. 3434
P.O. Box 49217
Vancouver, BC V7X 1K8**TOP EQUITY HOLDINGS %**

Dynamic Global Infrastructure Fund	17.4
Dynamic Global Real Estate Fund	17.0
Dynamic Strategic Energy Class	6.1
Dynamic Precious Metals Fund	5.8
Dynamic Strategic Resource Class	5.6
Dynamic Premium Yield PLUS Fund	4.6
Dynamic Real Estate & Infrastructure Income II Fund	2.9
SPDR Gold Shares	2.4
Total allocation in top holdings	61.8

Commissions, trailing commissions, management fees and expenses all may be associated with mutual fund investments. Please read the prospectus before investing.

The indicated rates of return are the historical annual compounded total returns including changes in units [share] value and reinvestment of all distributions [dividends] and do not take into account sales, redemption, distribution or optional charges or income taxes payable by any security holder that would have reduced returns. The rates of return are used only to illustrate the effects of the compound growth rate and are not intended to reflect future values of the mutual fund or returns on investment in the mutual fund. Investments in mutual funds are not guaranteed, their values change frequently and past performance may not be repeated.

R^2 is a measurement out of 100 that shows the extent to which a portfolio's movements can be explained by the benchmark's movements.

Standard deviation is a measure of volatility; it shows how broadly the Fund's returns have varied over a given time period.


dynamic.ca/f/2726