

**NORTH AMERICAN BALANCED
DYNAMIC PREMIUM BALANCED PRIVATE POOL CLASS¹**
Series FH (USD) • Performance as at March 31, 2024. Holdings as at March 31, 2024.

DYNAMIC
private
INVESTMENT POOLS

DEREK BASTIEN B.Sc., CFA
Portfolio Manager: 1.5 years on fund
DAMIAN HOANG B.Sc., MBA
Portfolio Manager: 9.8 years on fund

INCEPTION	2015 June
NET ASSETS	\$350.85M
HOLDINGS	93
MER ²	1.03%
MANAGEMENT FEE	0.75%
NAV	\$15.72 USD

RISK RATING³

LOW	 	MEDIUM	HIGH
-----	----------	--------	------

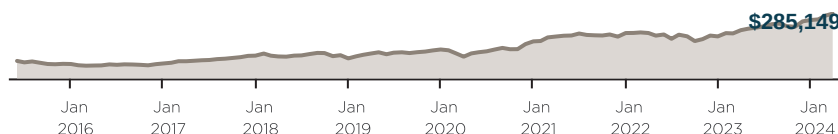
FUND CODES (Prefix: DYN)

Series	FE	LL	LL2	DSC	No load
A	3972				
DCAF	3997				
F					3915
DCAF - F					3916
FH (USD)					3917
FT					3950
I					3969
T	3973				

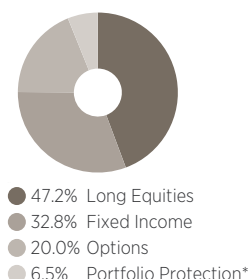
INVESTMENT DISCIPLINE

The Pool seeks to provide exposure to a multi-alternative portfolio with the potential to deliver low volatility U.S. exposure with competitive participation in good markets, attractive income generation potential and a systematic framework for risk-reduction in declining markets. The Pool's investment approach utilizes stocks, bonds, cash, futures and options and a focus on quality-growth at a reasonable price. The Pool is managed with a conservative approach that utilizes systematic downside protection. This aims to constrain the Pool's average volatility and potential loss to be in-line with traditional balanced funds but with less reliance on fixed income.

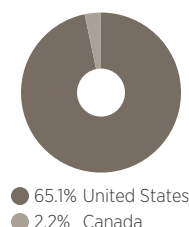
GROWTH OF \$150,000



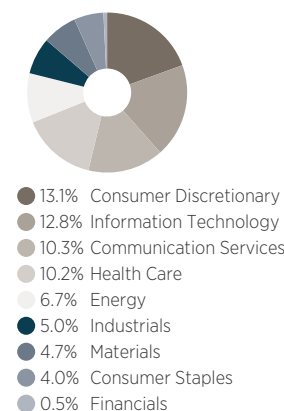
ASSET ALLOCATION⁴



GEOGRAPHIC ALLOCATION



SECTOR ALLOCATION



CALENDAR RETURNS %

YTD	2023	2022	2021	2020	2019	2018	2017	2016
7.0	21.1	-4.2	11.6	12.7	16.2	-4.8	15.7	1.0

COMPOUND RETURNS %

1 mo	3 mo	6 mo	YTD	1 yr	3 yrs	5 yrs	10 yrs	Incep
2.0	7.0	14.3	7.0	19.9	9.1	10.8	—	7.6

HISTORICAL DISTRIBUTIONS (USD\$/unit)

2024			2023			2022			2021		
Mar	Feb	Jan	Dec	Nov	Oct	Sep	Aug	Jul	Jun	May	Apr
—	—	—	0.0290	—	—	—	—	—	—	—	—

[1] Formerly Alternative Managed Risk Private Pool Class **[2]** For the period ended 2023-06-30. Effective February 16, 2018, this Pool no longer pays a performance fee. **[3]** Risk rating measures the degree of uncertainty that an investor can handle regarding fluctuations in the value of their portfolio. The amount of risk associated with any particular investment depends largely on your own personal circumstances including your time horizon, liquidity needs, portfolio size, income, investment knowledge and attitude toward price fluctuations. Investors should consult their financial advisor before making a decision as to whether this pool is a suitable investment for them. **[4]** * The portfolio protection is not included in the total asset mix weighting.

Dynamic Private Investment Pools offer affluent investors privileged access to preferential pricing combined with first-class, legitimately active investment management.

Customer Relations Centre

Toll free: 1-800-268-8186
Tel: 514-908-3212 (English)
514-908-3217 (French)
Fax: 416-363-4179 or
1-800-361-4768
Email: service@dynamic.ca

Ontario (Head Office)

40 Temperance Street, 16th Floor
Toronto, ON M5H 0B4
Toll free: 1-866-977-0477
Tel: 416-363-5621

Eastern Canada

1200 McGill College Ave., Ste. 2300
Montreal, QC H3B 4G7

Western Canada

Suite 1130
685 Center Street South
Calgary, AB T2G 2C7

Four Bentall Centre
1055 Dunsmuir St., Ste. 3434
P.O. Box 49217
Vancouver, BC V7X 1K8

TOP EQUITY HOLDINGS %

Dynamic Premium Yield Fund, Series "O"

Dynamic Premium Yield PLUS Fund, Series "O"

Amazon.com, Inc.

Meta Platforms, Inc., Class "A"

Take-Two Interactive Software, Inc.

Microsoft Corporation

Boeing Company

UnitedHealth Group Incorporated

Burlington Stores, Inc.

MongoDB, Inc.

DYNAMIC PREFERRED PRICING

Management fee rates are applied back to dollar one

Fund Value	%
\$0K - \$250K	0.750%
\$250K - \$1M	0.675%
\$1M - \$5M	0.625%
\$5M+	0.575%

Commissions, trailing commissions, management fees and expenses all may be associated with investments in pools. Please read the prospectus before investing.

The indicated rates of return are the historical annual compounded total returns including changes in units [share] value and reinvestment of all distributions [dividends] and do not take into account sales, redemption, distribution or optional charges or income taxes payable by any security holder that would have reduced returns. The rates of return are used only to illustrate the effects of the compound growth rate and are not intended to reflect future values of the pool or returns on investment in the pool. Investments in pools are not guaranteed, their values change frequently and past performance may not be repeated.



dynamic.ca/f/2670