

GLOBAL EQUITY

**DYNAMIC GLOBAL EQUITY PRIVATE POOL CLASS**

Series A • Performance as at March 31, 2024. Holdings as at March 31, 2024.

**NOAH BLACKSTEIN BA, CFA**

Senior Portfolio Manager: 9.8 years on fund  
28% Growth Strategy

**DAVID L. FINGOLD BSc. Management**

Senior Portfolio Manager: 9.8 years on fund  
24% Opportunistic Value Strategy

**DANA LOVE M.Sc., CFA**

Senior Portfolio Manager: 9.8 years on fund

**KEVIN KAMINSKI MBA, CFA**

Portfolio Manager: 4.7 years on fund  
24% Core Strategy

**RYAN NICHOLL B.Comm. (Hons.), CFA**

Portfolio Manager: 4.2 years on fund

**TOM DICKER B.Comm. (Hons.), CFA**

Portfolio Manager: 2.0 years on fund  
24% Equity Income Strategy

INCEPTION	<b>2018 October</b>
NET ASSETS	<b>\$1.78B</b>
HOLDINGS	<b>90</b>
MER <sup>1</sup>	<b>2.01%</b>
MANAGEMENT FEE	<b>1.75%</b>
NAV	<b>\$16.29</b>
STANDARD DEVIATION	<b>15.28% over 3 years</b>
R <sup>2</sup>	<b>0.91</b>

**RISK RATING<sup>2</sup>**

LOW	<b>MEDIUM</b>	HIGH
-----	---------------	------

**FUND CODES (Prefix: DYN)**

Series	FE	LL	LL2	DSC	No load
A	3980				
DCAF	3897				
F					3925
DCAF - F					3926
FH (USD)					3927
FT					2427
I					3957

**INVESTMENT DISCIPLINE**

Noah Blackstein targets companies with high revenue and earnings growth (EPS growth in high teens or better). His conviction-fuelled security selection process determines sector and country allocations.

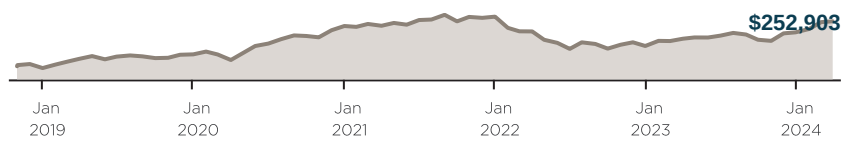
David Fingold employs a deliberately different, disciplined and opportunistic approach to investing and targets companies with high free cash flow generation, dividend growth and strong balance sheets.

Dana Love uses a business owner approach and invests only when the market price deviates from a reasonable estimate of intrinsic value.

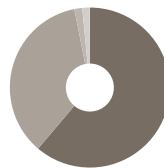
Ryan Nicholl and Tom Dicker uses bottom-up fundamental research to find businesses with sustainable competitive advantages and proven cash flow-generating abilities.

The Oversight Committee is responsible for monitoring at both the manager level and the overall Pool level.

**GROWTH OF \$150,000**

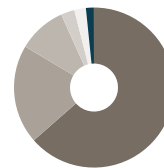


**ASSET ALLOCATION**



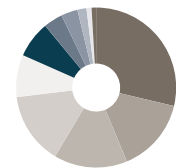
- 61.2% Common Stocks-US
- 35.7% Common Stocks-Foreign
- 1.6% Common Stocks-CDN
- 1.5% Cash, Short-Term Investments & Other Net Assets

**GEOGRAPHIC ALLOCATION**



- 62.6% United States
- 19.7% Continental Europe
- 9.6% Emerging Markets
- 2.7% United Kingdom
- 2.3% Japan
- 1.6% Canada

**SECTOR ALLOCATION**



- 28.3% Information Technology
- 14.8% Consumer Discretionary
- 14.6% Financials
- 14.3% Health Care
- 8.4% Industrials
- 7.3% Communication Services
- 3.8% Consumer Staples
- 3.3% Materials
- 1.8% Energy
- 1.0% Utilities
- 0.9% Real Estate

**CALENDAR RETURNS %**

YTD	2023	2022	2021	2020	2019	2018	2017	2016
<b>11.1</b>	<b>15.9</b>	<b>-25.5</b>	<b>8.9</b>	<b>36.5</b>	<b>21.5</b>	—	—	—

**COMPOUND RETURNS %**

1 mo	3 mo	6 mo	YTD	1 yr	3 yrs	5 yrs	10 yrs	Incep
<b>0.8</b>	<b>11.1</b>	<b>20.1</b>	<b>11.1</b>	<b>18.8</b>	<b>1.4</b>	<b>8.7</b>	—	<b>10.1</b>

**HISTORICAL DISTRIBUTIONS (\$/unit)**

2024			2023									
Mar	Feb	Jan	Dec	Nov	Oct	Sep	Aug	Jul	Jun	May	Apr	
—	—	—	<b>0.0000</b>	—	—	—	—	—	—	—	—	

The benchmark used for analytics for this fund is MSCI World Index (C\$).

[1] For the period ended 2023-06-30. [2] Risk rating measures the degree of uncertainty that an investor can handle regarding fluctuations in the value of their portfolio. The amount of risk associated with any particular investment depends largely on your own personal circumstances including your time horizon, liquidity needs, portfolio size, income, investment knowledge and attitude toward price fluctuations. Investors should consult their financial advisor before making a decision as to whether this pool is a suitable investment for them.

Dynamic Private Investment Pools offer affluent investors privileged access to preferential pricing combined with first-class, legitimately active investment management.

**Customer Relations Centre**

Toll free: 1-800-268-8186

Tel: 514-908-3212 (English)  
514-908-3217 (French)Fax: 416-363-4179 or  
1-800-361-4768Email: [service@dynamic.ca](mailto:service@dynamic.ca)**Ontario (Head Office)**40 Temperance Street, 16th Floor  
Toronto, ON M5H 0B4Toll free: 1-866-977-0477  
Tel: 416-363-5621**Eastern Canada**1200 McGill College Ave., Ste. 2300  
Montreal, QC H3B 4G7**Western Canada**Suite 1130  
685 Center Street South  
Calgary, AB T2G 2C7Four Bentall Centre  
1055 Dunsmuir St., Ste. 3434  
P.O. Box 49217  
Vancouver, BC V7X 1K8**TOP EQUITY HOLDINGS %**

Visa Inc., Class "A"	3.3
Microsoft Corporation	3.3
Elevance Health Inc.	2.7
Novo Nordisk A/S, ADR	2.6
JPMorgan Chase & Co.	2.2
Nova Measuring Instruments Ltd.	2.2
Amazon.com, Inc.	2.1
Alphabet Inc., Class "A"	2.0
Mastercard Incorporated, Class "A"	1.6
Meta Platforms, Inc., Class "A"	1.6
<b>Total allocation in top holdings</b>	<b>23.6</b>

**DYNAMIC PREFERRED PRICING**

Management fee rates are applied back to dollar one

Fund Value	%
\$0K - \$250K	1.750%
\$250K - \$1M	1.650%
\$1M - \$5M	1.575%
\$5M+	1.525%

Commissions, trailing commissions, management fees and expenses all may be associated with investments in pools. Please read the prospectus before investing.

The indicated rates of return are the historical annual compounded total returns including changes in units [share] value and reinvestment of all distributions [dividends] and do not take into account sales, redemption, distribution or optional charges or income taxes payable by any security holder that would have reduced returns. The rates of return are used only to illustrate the effects of the compound growth rate and are not intended to reflect future values of the pool or returns on investment in the pool. Investments in pools are not guaranteed, their values change frequently and past performance may not be repeated. R<sup>2</sup> is a measurement out of 100 that shows the extent to which a portfolio's movements can be explained by the benchmark's movements.

Standard deviation is a measure of volatility; it shows how broadly the Fund's returns have varied over a given time period.


[dynamic.ca/f/6720](https://dynamic.ca/f/6720)