

ALTERNATIVE/SPECIALTY

DYNAMIC PREMIUM YIELD FUND

Series IP • Performance as at April 30, 2024. Holdings as at March 31, 2024.

DAMIAN HOANG B.A.Sc., MBA
Portfolio Manager: 10.5 years on fund

DEREK BASTIEN B.Sc., CFA
Portfolio Manager: 1.6 years on fund

INCEPTION	2013 October
NET ASSETS	\$3.52B
HOLDINGS	244
MER ¹	0.17%
MANAGEMENT FEE	0.7%
NAV	\$11.38
STANDARD DEVIATION	6.98% over 3 years
R ²	0.14
DISTRIBUTIONS	\$0.0745 monthly ²
YIELD	7.8% based on NAV ³

RISK RATING⁴

LOW		MEDIUM		HIGH
-----	--	--------	--	------

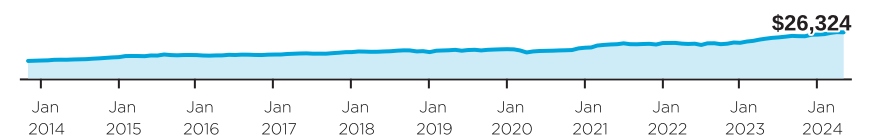
FUND CODES (Prefix: DYN)

Series	FE	LL	LL2	DSC	No load
A	2850	2851 ⁵	7119 ⁵	2852 ⁵	
DCAF	2857	2858 ⁵		2859 ⁵	
F					2853
FH (USD)					2863
H (USD)	2860	2861 ⁵		2862 ⁵	
I					2854
IP					2855 ⁵

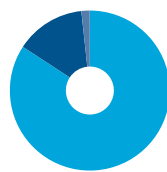
WHY INVEST IN DYNAMIC PREMIUM YIELD FUND ?

- Access to a unique portfolio strategy of writing covered options that provides U.S. equity exposure with reduced volatility.
- Diversification benefits offered by options writing through a low correlation to bonds and interest rates.
- Active hedging of equity and currency risk while premiums collected can provide monthly distributions.

GROWTH OF \$10,000

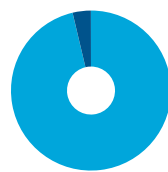


ASSET ALLOCATION



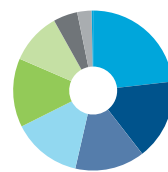
- 84.2% Cash-Covered Puts
- 14.1% Net Long Equities + Covered Calls
- 1.7% Cash, Short-Term Investments & Other Net Assets⁶

GEOGRAPHIC ALLOCATION



- 96.3% United States
- 3.7% Canada

SECTOR ALLOCATION



- 23.2% Health Care
- 16.3% Information Technology
- 14.1% Materials
- 14.0% Communication Services
- 13.9% Consumer Discretionary
- 10.4% Energy
- 4.9% Industrials
- 2.9% Consumer Staples
- 0.3% Financials

CALENDAR RETURNS %

YTD	2023	2022	2021	2020	2019	2018	2017	2016
5.1	23.1	0.7	15.2	5.0	11.2	0.0	10.2	2.5

COMPOUND RETURNS %

1 mo	3 mo	6 mo	YTD	1 yr	3 yrs	5 yrs	10 yrs	Incep
-0.4	4.0	9.3	5.1	16.1	10.7	10.0	9.5	9.7

HISTORICAL DISTRIBUTIONS (\$/unit)

2024				2023							
Apr	Mar	Feb	Jan	Dec	Nov	Oct	Sep	Aug	Jul	Jun	May
0.0745	0.0745	0.0745	0.0745	0.2682	0.0745	0.0745	0.0745	0.0648	0.0648	0.0648	0.0648

The benchmark used for analytics for this fund is 50%CBOE S&P 500 Buy Write(C\$)/50%CBOE S&P 500 Put Write(C\$).

[1] For the period ended 2023-06-30. [2] This Monthly distribution is fixed but not guaranteed and may be adjusted from time to time at the discretion of the fund manager. [3] The yield is determined by annualizing the fixed distribution rate and does not include any distributions in excess of the fixed distribution rate that may be paid at the fund's year-end. [4] Risk rating measures the degree of uncertainty that an investor can handle regarding fluctuations in the value of their portfolio. The amount of risk associated with any particular investment depends largely on your own personal circumstances including your time horizon, liquidity needs, portfolio size, income, investment knowledge and attitude toward price fluctuations. Investors should consult their financial advisor before making a decision as to whether this mutual fund is a suitable investment for them. [5] Not available for purchases, switches out only. [6] This can also include synthetic cash. [7] This includes shorts

ALTERNATIVE/SPECIALTY

DYNAMIC PREMIUM YIELD FUND

Series IP • Performance as at April 30, 2024. Holdings as at March 31, 2024.

Dynamic Funds is a leading Canadian investment company offering a comprehensive range of investment services, including mutual funds, tax-advantaged products and customized high net-worth programs.

Customer Relations Centre

Toll free: 1-800-268-8186
Tel: 514-908-3212 (English)
514-908-3217 (French)
Fax: 416-363-4179 or
1-800-361-4768
Email: service@dynamic.ca

Ontario (Head Office)

40 Temperance Street, 16th Floor
Toronto, ON M5H 0B4
Toll free: 1-866-977-0477
Tel: 416-363-5621

Eastern Canada

1200 McGill College Ave., Ste. 2300
Montreal, QC H3B 4G7

Western Canada

Suite 1130
685 Center Street South
Calgary, AB T2G 2C7

Four Bentall Centre
1055 Dunsmuir St., Ste. 3434
P.O. Box 49217
Vancouver, BC V7X 1K8

TOP EQUITY HOLDINGS %

Meta Platforms, Inc., Class "A", Long Equities,
Cash-Covered Puts

Microsoft Corporation, Long Equities,
Covered Calls, Cash-Covered Puts

Amazon.com, Inc., Long Equities, Cash-
Covered Puts

Uber Technologies, Inc., Long Equities, Cash-
Covered Puts

Medtronic PLC, Long Equities, Cash-Covered
Puts

Take-Two Interactive Software, Inc., Long
Equities, Covered Calls, Cash-Covered Puts

Albemarle Corporation, Cash-Covered Puts

UnitedHealth Group Incorporated, Long
Equities, Cash-Covered Puts

ON Semiconductor Corporation, Long
Equities, Covered Calls, Cash-Covered Puts

Avantor, Inc., Cash-Covered Puts

DYNAMIC PREFERRED PRICING⁸

Management fee rates are applied back to dollar one

Fund Value	%
\$0K - \$250K	0.700%
\$250K - \$1M	0.625%
\$1M - \$5M	0.575%
\$5M+	0.525%

[8] Management Fee discounts illustrated for Series I, IT, and IP are effective as at June 16, 2016 please refer to the prospectus for further information concerning the previous discount schedule.

Commissions, trailing commissions, management fees and expenses all may be associated with mutual fund investments. Please read the prospectus before investing.

The indicated rates of return are the historical annual compounded total returns including changes in units [share] value and reinvestment of all distributions [dividends] and do not take into account sales, redemption, distribution or optional charges or income taxes payable by any security holder that would have reduced returns. The rates of return are used only to illustrate the effects of the compound growth rate and are not intended to reflect future values of the mutual fund or returns on investment in the mutual fund. Investments in mutual funds are not guaranteed, their values change frequently and past performance may not be repeated.

R² is a measurement out of 100 that shows the extent to which a portfolio's movements can be explained by the benchmark's movements.

Standard deviation is a measure of volatility; it shows how broadly the Fund's returns have varied over a given time period.



dynamic.ca/f/2474

Researched by Dynamic Funds®

www.dynamic.ca
Dynamic Funds® is a registered trademark of The Bank of Nova Scotia, used under license by, and is a division of, 1832 Asset Management L.P. © Copyright 2024 The Bank of Nova Scotia. All rights reserved.

Dynamic Funds®
Invest with advice.