

FIXED INCOME

DYNAMIC PREFERRED YIELD CLASS

Series FH (USD) • Performance as at April 30, 2024. Holdings as at March 31, 2024.

MARC-ANDRÉ GAUDREAU CPA, CGA, CFA

Senior Portfolio Manager: 11.1 years on fund

ROGER ROULEAU B.Comm., CFA

Portfolio Manager: 4.3 years on fund

JEREMY LUCAS MBA, CPA, CA

Portfolio Manager: 4.3 years on fund

INCEPTION	2014 March
NET ASSETS	\$707.13M
HOLDINGS	212
MER ¹	0.78%
MANAGEMENT FEE	0.6%
NAV	\$9.60 USD
DISTRIBUTIONS	\$0.0395 monthly ²
YIELD	5.0% based on NAV ³

RISK RATING⁴

LOW	MEDIUM	HIGH
-----	--------	------

FIXED INCOME CHARACTERISTICS

Yield to Maturity (%)	n/a
Current yield (%)	5.39
Duration (years)	n/a
Credit Duration (years)	n/a
Average credit rating	P2M
Weighted Average Price (\$)	n/a
Average Coupon (%)	n/a

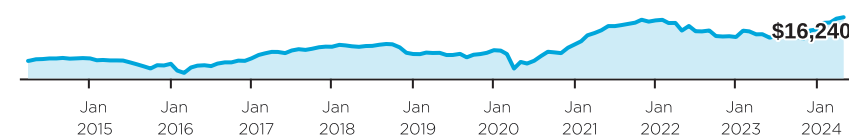
FUND CODES (Prefix: DYN)

Series	FE	LL	LL2	DSC	No load
A	2900	2901 ⁵	7015 ⁵	2902 ⁶	
DCAF	2905	2906 ⁵		2907 ⁶	
F					2903
FH (USD)					2928
H (USD)	2925	2926 ⁵		2927 ⁶	
I					2904 ⁵

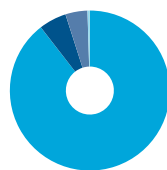
WHY INVEST IN DYNAMIC PREFERRED YIELD CLASS ?

- Consistent stream of tax-advantaged income through exposure towards North American preferred shares.
- A portfolio diversifier offering access to the U.S. market, where higher yields are offered.
- Managed by a large, experienced team of portfolio managers and credit analysts.

GROWTH OF \$10,000




ASSET ALLOCATION



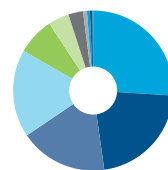
- 89.5% Preferred Stocks-CDN
- 5.6% Hybrids/LRCN - CDN
- 4.5% Cash, Short-Term Investments & Other Net Assets
- 0.5% Preferred Stocks-US
- 0.0% Hybrids/LRCN - US

GEOGRAPHIC ALLOCATION



- 99.5% Canada
- 0.5% United States

SECTOR ALLOCATION



- 25.0% Insurance
- 20.9% Pipelines
- 17.0% Banks
- 17.0% Electric
- 7.3% Real Estate
- 4.0% Telecommunications
- 2.9% Oil&Gas
- 0.7% Food
- 0.6% Gas
- 0.5% Debt Fund
- 0.1% Diversified Finan Serv

CALENDAR RETURNS %

YTD	2023	2022	2021	2020	2019	2018	2017	2016
12.1	8.0	-15.0	27.7	7.2	5.0	-8.6	16.0	8.1

COMPOUND RETURNS %

1 mo	3 mo	6 mo	YTD	1 yr	3 yrs	5 yrs	10 yrs	Incep
1.3	5.2	23.5	12.1	17.6	4.1	7.8	4.7	4.9

HISTORICAL DISTRIBUTIONS (USD\$/unit)

2024	2023	2022	2021	2020	2019	2018	2017	2016
Apr	Mar	Feb	Jan	Dec	Nov	Oct	Sep	Aug
0.0395	0.0395	0.0395	0.0395	0.1234	0.0369	0.0369	0.0369	0.0369

CREDIT QUALITY OF PORTFOLIO

P1H 3.9%	P1M 0.0%	P1L 7.4%
P2H 5.4%	P2M 25.9%	P2L 33.9%
P3H 18.2%	P3M 3.8%	P3L 0.0%
P4H 1.4%	P4M 0.0%	P4L 0.2%

[1] For the period ended 2023-06-30. [2] This Monthly distribution is fixed but not guaranteed and may be adjusted from time to time at the discretion of the fund manager. [3] The yield is determined by annualizing the fixed distribution rate and does not include any distributions in excess of the fixed distribution rate that may be paid at the fund's year-end. [4] Risk rating measures the degree of uncertainty that an investor can handle regarding fluctuations in the value of their portfolio. The amount of risk associated with any particular investment depends largely on your own personal circumstances including your time horizon, liquidity needs, portfolio size, income, investment knowledge and attitude toward price fluctuations. Investors should consult their financial advisor before making a decision as to whether this mutual fund is a suitable investment for them. [5] Not available for purchases, switches out only. [6] Not available for purchases, switches in/out only.

DYNAMIC PREFERRED YIELD CLASS

Series FH (USD) • Performance as at April 30, 2024. Holdings as at March 31, 2024.

Dynamic Funds is a leading Canadian investment company offering a comprehensive range of investment services, including mutual funds, tax-advantaged products and customized high net-worth programs.

Customer Relations Centre

Toll free: 1-800-268-8186

Tel: 514-908-3212 (English)
514-908-3217 (French)Fax: 416-363-4179 or
1-800-361-4768Email: service@dynamic.ca**Ontario (Head Office)**40 Temperance Street, 16th Floor
Toronto, ON M5H 0B4

Toll free: 1-866-977-0477

Tel: 416-363-5621

Eastern Canada1200 McGill College Ave., Ste. 2300
Montreal, QC H3B 4G7**Western Canada**Suite 1130
685 Center Street South
Calgary, AB T2G 2C7Four Bentall Centre
1055 Dunsmuir St., Ste. 3434
P.O. Box 49217
Vancouver, BC V7X 1K8**TOP 10 ISSUERS %**

Enbridge	8.9
Toronto Dominion Bank	8.0
Brookfield Asset Management	6.8
Pembina Pipeline	6.5
Manulife Financial	5.7
Great-West Life	5.1
Power Financial Corp	4.8
Bell Canada	4.0
TransCanada PipeLines	3.8
Fairfax Financial	3.8

Total allocation in top holdings**57.3****DYNAMIC PREFERRED PRICING**

Management fee rates are applied back to dollar one

Fund Value	%
\$0K - \$250K	0.600%
\$250K - \$1M	0.550%
\$1M - \$5M	0.525%
\$5M+	0.475%

Distributions may consist of dividends, net realized capital gains, and/or return of capital. Distributions are not guaranteed and investors should not confuse a fund's distribution yield with its performance or rate of return.

Commissions, trailing commissions, management fees and expenses all may be associated with mutual fund investments. Please read the prospectus before investing.

The indicated rates of return are the historical annual compounded total returns including changes in units [share] value and reinvestment of all distributions [dividends] and do not take into account sales, redemption, distribution or optional charges or income taxes payable by any security holder that would have reduced returns. The rates of return are used only to illustrate the effects of the compound growth rate and are not intended to reflect future values of the mutual fund or returns on investment in the mutual fund. Investments in mutual funds are not guaranteed, their values change frequently and past performance may not be repeated.

dynamic.ca/f/2396