

NORTH AMERICAN BALANCED

DYNAMIC STRATEGIC YIELD CLASS

Series H (USD) • Performance as at March 31, 2024. Holdings as at March 31, 2024.

JASON GIBBS BAcc., CPA, CA, CFA

Senior Portfolio Manager: 2.2 years on fund

TOM DICKER B.Comm. (Hons.), CFA

Portfolio Manager: 5.1 years on fund

BILL MCLEOD MBA, CFA

Portfolio Manager: 1.2 years on fund

DEREK AMERY BA (Hons.), MA, CFA

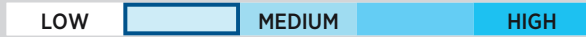
Senior Portfolio Manager: 5.1 years on fund

OSCAR BELAICHE HBA, FICB, CFA

Portfolio Manager: 17.2 years on fund

INCEPTION	2012 March
NET ASSETS	\$875.33M
HOLDINGS	70
MER ¹	2.17%
MANAGEMENT FEE	1.85%
NAV	\$12.38 USD

RISK RATING²



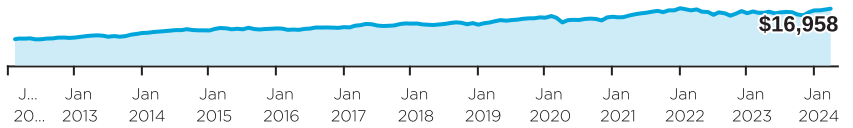
FUND CODES (Prefix: DYN)

Series	FE	LL	LL2	DSC	No load
A	1770	1771 ³	7017 ³	1772 ³	
DCAF	1780	1781 ³		1782 ³	
F					1768
DCAF - F					2420
FH (USD)					2617
FT					2207
G	1770G ³	1771G ³		1772G ³	
H (USD)	2614	2615 ³		2616 ³	
I					1769 ³
IT					1633 ³
T	1773	1774 ³	7018 ³	1775 ³	

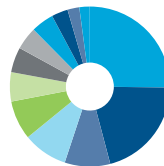
WHY INVEST IN DYNAMIC STRATEGIC YIELD CLASS ?

- Core North American balanced fund that generates an attractive level of income and offers the potential for capital appreciation.
- Diversified portfolio of fixed income, income-oriented equities and alternative investments.
- Active management that monitors asset allocation and security selection within a capital preservation philosophy.

GROWTH OF \$10,000




ASSET ALLOCATION⁴



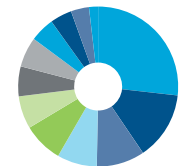
- 25.2% Common Stocks-CDN
- 20.7% Common Stocks-US
- 9.2% Foreign Bonds & Debentures
- 9.0% Cash, Short-Term Investments & Other Net Assets
- 7.9% Alternative Investments
- 5.9% Federal Govt Bonds - CDN
- 5.1% 1832 AM U.S. \$ Investment Grade U.S. Corporate Bond Pool, Series "I"
- 4.6% Dynamic Short Term Credit PLUS Fund, Series "O"
- 4.6% Dynamic Total Return Bond Fund, Series "O"
- 3.3% Real Estate Investment Trusts
- 2.4% 1832 AM Investment Grade Canadian Corporate Bond Pool, Series "I"
- 2.1% Other

GEOGRAPHIC ALLOCATION⁴



- 47.8% Canada
- 42.8% United States
- 0.4% Ireland

SECTOR ALLOCATION



- 14.6% Financials
- 7.5% Real Estate
- 5.3% Industrials
- 4.4% Consumer Discretionary
- 4.4% Energy
- 3.6% Information Technology
- 3.3% Health Care
- 3.3% Energy Infrastructure
- 2.7% Consumer Staples
- 2.4% Communication Services
- 2.0% Utilities
- 1.0% Other

CALENDAR RETURNS %

YTD	2023	2022	2021	2020	2019	2018	2017	2016
2.3	4.0	-6.7	12.9	1.4	12.0	-1.8	6.3	2.3

COMPOUND RETURNS %

1 mo	3 mo	6 mo	YTD	1 yr	3 yrs	5 yrs	10 yrs	Incep
1.1	2.3	8.4	2.3	5.8	3.2	3.8	3.8	4.5

HISTORICAL DISTRIBUTIONS (USD\$/unit)

2024	2023										
Mar	Feb	Jan	Dec	Nov	Oct	Sep	Aug	Jul	Jun	May	Apr
-	-	-	0.1384	-	-	-	-	-	-	-	-

[1] For the period ended 2023-06-30. [2] Risk rating measures the degree of uncertainty that an investor can handle regarding fluctuations in the value of their portfolio. The amount of risk associated with any particular investment depends largely on your own personal circumstances including your time horizon, liquidity needs, portfolio size, income, investment knowledge and attitude toward price fluctuations. Investors should consult their financial advisor before making a decision as to whether this mutual fund is a suitable investment for them. [3] Not available for purchases, switches out only. [4] Includes fixed income and equity securities.

DYNAMIC STRATEGIC YIELD CLASS

Series H (USD) • Performance as at March 31, 2024. Holdings as at March 31, 2024.

Dynamic Funds is a leading Canadian investment company offering a comprehensive range of investment services, including mutual funds, tax-advantaged products and customized high net-worth programs.

Customer Relations Centre

Toll free: 1-800-268-8186

Tel: 514-908-3212 (English)
514-908-3217 (French)Fax: 416-363-4179 or
1-800-361-4768Email: service@dynamic.ca**Ontario (Head Office)**40 Temperance Street, 16th Floor
Toronto, ON M5H 0B4

Toll free: 1-866-977-0477

Tel: 416-363-5621

Eastern Canada1200 McGill College Ave., Ste. 2300
Montreal, QC H3B 4G7**Western Canada**Suite 1130
685 Center Street South
Calgary, AB T2G 2C7Four Bentall Centre
1055 Dunsmuir St., Ste. 3434
P.O. Box 49217
Vancouver, BC V7X 1K8**TOP EQUITY HOLDINGS %**

Royal Bank of Canada	
Microsoft Corporation	
Canadian Pacific Kansas City Ltd.	
Canadian Natural Resources Limited	
Enbridge Inc.	
Bank of Nova Scotia	
JPMorgan Chase & Co.	
Home Depot, Inc.	
Thermo Fisher Scientific Inc.	
TC Energy Corporation	
Total allocation in top holdings	18.8

DYNAMIC PREFERRED PRICING

Management fee rates are applied back to dollar one

Fund Value	%
\$0K - \$250K	1.850%
\$250K - \$1M	1.775%
\$1M - \$5M	1.725%
\$5M+	1.675%

Commissions, trailing commissions, management fees and expenses all may be associated with mutual fund investments. Please read the prospectus before investing. The indicated rates of return are the historical annual compounded total returns including changes in units [share] value and reinvestment of all distributions [dividends] and do not take into account sales, redemption, distribution or optional charges or income taxes payable by any security holder that would have reduced returns. The rates of return are used only to illustrate the effects of the compound growth rate and are not intended to reflect future values of the mutual fund or returns on investment in the mutual fund. Investments in mutual funds are not guaranteed, their values change frequently and past performance may not be repeated.


dynamic.ca/f/2380