

FIXED INCOME

DYNAMIC TOTAL RETURN BOND CLASS ¹

Series H (USD) • Performance as at April 30, 2024. Holdings as at March 31, 2024.

ROMAS BUDD MBA, BSc. Hons

Senior Portfolio Manager: 6.1 years on fund

PHILIPPE NOLET B. Eng., M.Sc., CFA, FRM

Portfolio Manager: 5.2 years on fund

ROSE DEVL I B. Comm (Hons.), M. Fin., CFA

Portfolio Manager: 4.3 years on fund

INCEPTION	2011 October
NET ASSETS	\$153.58M
HOLDINGS	146
MER ²	1.68%
MANAGEMENT FEE	1.4%
NAV	\$10.28 USD
DURATION	4.26 year(s)

RISK RATING³

LOW	MEDIUM	HIGH
-----	--------	------

FIXED INCOME CHARACTERISTICS

Yield to Maturity (%)	4.43
Current yield (%)	3.56
Duration (years)	4.26
Credit Duration (years)	3.95
Average credit rating	A+
Weighted Average Price (\$)	95.72
Average Coupon (%)	3.41

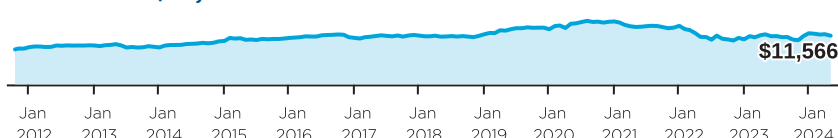
FUND CODES (Prefix: DYN)

Series	FE	LL	LL2	DSC	No load
A	2577	2578 ⁴	7004 ⁴	2579 ⁴	
DCAF	2580	2581 ⁴		2582 ⁴	
A (USD)	2583 ⁴	2584 ⁴		2585 ⁴	
F					2589 ⁴
F (USD)					2590 ⁵
FH (USD)					2630 ⁴
FT					2592 ⁴
H (USD)	2627	2628 ⁴		2629 ⁴	
I					2593 ⁴
IT					1631 ⁴
T	2595	2596 ⁴	7005 ⁴	2597 ⁴	

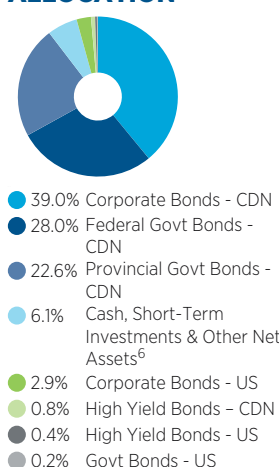
WHY INVEST IN DYNAMIC TOTAL RETURN BOND CLASS ?

- Gain access to an investment strategy emphasizing fundamental and technical analysis with the objective of generating risk adjusted total returns
- The managers will develop a tactical and strategic view on interest rates as well as the shape of the yield curve and position the portfolio accordingly
- Flexible mandate allows for tactically trading positions to seek additional growth through capital gains in addition to interest income
- Strategies to mitigate risk include active security selection, sector diversification, yield curve and duration management and portfolio diversification around interest rate volatility

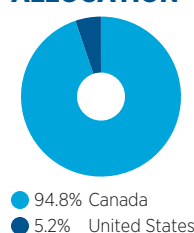
GROWTH OF \$10,000



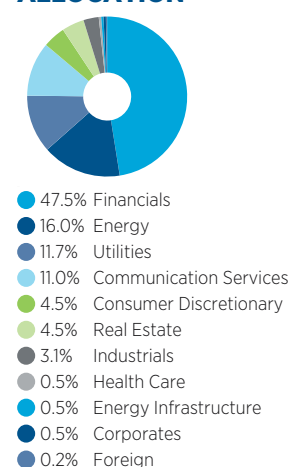
ASSET ALLOCATION



GEOGRAPHIC ALLOCATION



SECTOR ALLOCATION



CALENDAR RETURNS %

YTD	2023	2022	2021	2020	2019	2018	2017	2016
-2.4	6.3	-12.2	-3.8	7.2	4.9	1.3	2.3	0.1

COMPOUND RETURNS %

1 mo	3 mo	6 mo	YTD	1 yr	3 yrs	5 yrs	10 yrs	Incep
-1.4	-1.8	4.6	-2.4	-1.4	-2.7	-1.0	1.0	1.1

^[1] Name change as of November 2017. Formerly Dynamic Aurion Total Return Bond Class. ^[2] For the period ended 2023-06-30. ^[3] Risk rating measures the degree of uncertainty that an investor can handle regarding fluctuations in the value of their portfolio. The amount of risk associated with any particular investment depends largely on your own personal circumstances including your time horizon, liquidity needs, portfolio size, income, investment knowledge and attitude toward price fluctuations. Investors should consult their financial advisor before making a decision as to whether this mutual fund is a suitable investment for them. ^[4] Not available for purchases, switches out only. ^[5] Not available for purchases or switches. ^[6] Freely tradable cash

DYNAMIC TOTAL RETURN BOND CLASS ¹

Series H (USD) • Performance as at April 30, 2024. Holdings as at March 31, 2024.

Dynamic Funds is a leading Canadian investment company offering a comprehensive range of investment services, including mutual funds, tax-advantaged products and customized high net-worth programs.

Customer Relations Centre

Toll free: 1-800-268-8186

Tel: 514-908-3212 (English)
514-908-3217 (French)Fax: 416-363-4179 or
1-800-361-4768Email: service@dynamic.ca**Ontario (Head Office)**40 Temperance Street, 16th Floor
Toronto, ON M5H 0B4

Toll free: 1-866-977-0477

Tel: 416-363-5621

Eastern Canada1200 McGill College Ave., Ste. 2300
Montreal, QC H3B 4G7**Western Canada**Suite 1130
685 Center Street South
Calgary, AB T2G 2C7Four Bentall Centre
1055 Dunsmuir St., Ste. 3434
P.O. Box 49217
Vancouver, BC V7X 1K8**TOP BOND HOLDINGS %**

Government of Canada, 3.00% Jun. 01 34	11.6
Canada Housing Trust, 3.650% Jun. 15 33	6.4
Province of Ontario, 3.650% Jun. 02 33	4.6
Government of Canada, 3.250% Dec. 01 33	3.7
Province of Quebec, 2.85% Dec. 01 53	3.1
Province of Ontario, 2.70% Jun. 02 29	2.7
Province of Quebec, 3.25% Sep. 01 32	2.4
Government of Canada, 1.75% Dec. 01 53	2.2
Province of Quebec, 4.40% Dec. 01 55	1.9
Province of Ontario, 4.150% Dec. 02 54	1.8

Total allocation in top holdings 40.4**CREDIT QUALITY OF PORTFOLIO**

AAA 35.1%	AA 22.8%	A 14.9%
BBB 26.1%	BB 1.2%	B-N/R 0.0%

DYNAMIC PREFERRED PRICING

Management fee rates are applied back to dollar one

Fund Value	%
\$0K - \$250K	1.400%
\$250K - \$1M	1.350%
\$1M - \$5M	1.325%
\$5M+	1.275%

Commissions, trailing commissions, management fees and expenses all may be associated with mutual fund investments. Please read the prospectus before investing.

The indicated rates of return are the historical annual compounded total returns including changes in units [share] value and reinvestment of all distributions [dividends] and do not take into account sales, redemption, distribution or optional charges or income taxes payable by any security holder that would have reduced returns. The rates of return are used only to illustrate the effects of the compound growth rate and are not intended to reflect future values of the mutual fund or returns on investment in the mutual fund. Investments in mutual funds are not guaranteed, their values change frequently and past performance may not be repeated.

dynamic.ca/f/2352