

FIXED INCOME

# DYNAMIC CORPORATE BOND STRATEGIES CLASS

Series F • Performance as at March 31, 2024. Holdings as at March 31, 2024.

**DOMENIC BELLISSIMO MBA, CFA**

Portfolio Manager: 11.0 years on fund

**WILLIAM (BILL) LYTWYNCHUK MBA, CFA**

Portfolio Manager: 4.9 years on fund

INCEPTION	<b>2012 September</b>
NET ASSETS	<b>\$13.77M</b>
HOLDINGS	<b>204</b>
MER <sup>1</sup>	<b>0.92%</b>
MANAGEMENT FEE	<b>0.65%</b>
NAV	<b>\$10.38</b>
STANDARD DEVIATION	<b>6.71% over 3 years</b>
R <sup>2</sup>	<b>0.97</b>
DISTRIBUTIONS	<b>Annually<sup>2</sup></b>
DURATION	<b>5.45 year(s)</b>

**RISK RATING<sup>3</sup>**

<b>LOW</b>	<b>MEDIUM</b>	<b>HIGH</b>
------------	---------------	-------------

**FIXED INCOME CHARACTERISTICS**

Yield to Maturity (%)	5.56
Current yield (%)	6.00
Duration (years)	5.45
Credit Duration (years)	6.40
Average credit rating	BBB
Weighted Average Price (\$)	96.79
Average Coupon (%)	4.74

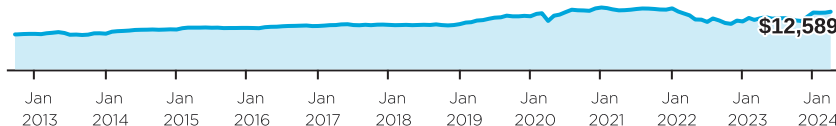
**FUND CODES (Prefix: DYN)**

Series	FE	LL	LL2	DSC	No load
A	2460	2461 <sup>4</sup>	7024 <sup>4</sup>	2462 <sup>4</sup>	
DCAF	2468	2469 <sup>4</sup>		2470 <sup>4</sup>	
F					2463 <sup>4</sup>
I					2471 <sup>5</sup>
T	2464	2465 <sup>4</sup>	7025 <sup>4</sup>	2466 <sup>4</sup>	

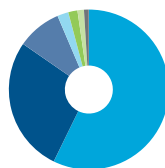
**WHY INVEST IN DYNAMIC CORPORATE BOND STRATEGIES CLASS ?**

- Diversified portfolio of North American primarily investment grade corporate bonds and income-generating strategies.
- Active management of credit, currency and interest rate risk.
- For clients who want active corporate bond exposure with a higher distribution.

**GROWTH OF \$10,000**

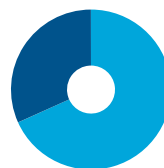


**ASSET ALLOCATION**



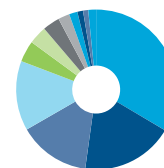
- 57.3% Corporate Bonds - CDN
- 27.4% Corporate Bonds - US
- 9.0% High Yield Bonds - CDN
- 2.2% Govt Bonds - US
- 1.9% Federal Govt Bonds - CDN
- 1.3% High Yield Bonds - US
- 1.0% Cash, Short-Term Investments & Other Net Assets

**GEOGRAPHIC ALLOCATION**



- 68.3% Canada
- 31.7% United States

**SECTOR ALLOCATION**



- 33.5% Financials
- 18.7% Energy
- 14.5% Communication Services
- 14.1% Utilities
- 4.3% Real Estate
- 3.7% Consumer Discretionary
- 3.5% Industrials
- 2.3% Foreign
- 1.7% Information Technology
- 1.2% Consumer Staples
- 1.1% Health Care
- 1.6% Other

**CALENDAR RETURNS %**

YTD	2023	2022	2021	2020	2019	2018	2017	2016
<b>0.7</b>	<b>8.9</b>	<b>-11.5</b>	<b>-0.8</b>	<b>8.3</b>	<b>8.1</b>	<b>0.8</b>	<b>1.2</b>	<b>2.1</b>

**COMPOUND RETURNS %**

1 mo	3 mo	6 mo	YTD	1 yr	3 yrs	5 yrs	10 yrs	Incep
<b>0.8</b>	<b>0.7</b>	<b>8.5</b>	<b>0.7</b>	<b>6.3</b>	<b>-0.4</b>	<b>1.7</b>	<b>1.9</b>	<b>2.0</b>

The benchmark used for analytics for this fund is 75% FTSE Canada Corporate Universe / 25% ICE BofA US Corporate Master C\$ Hedged.

[1] For the period ended 2023-06-30. [2] This Annually distribution is fixed but not guaranteed and may be adjusted from time to time at the discretion of the fund manager. [3] Risk rating measures the degree of uncertainty that an investor can handle regarding fluctuations in the value of their portfolio. The amount of risk associated with any particular investment depends largely on your own personal circumstances including your time horizon, liquidity needs, portfolio size, income, investment knowledge and attitude toward price fluctuations. Investors should consult their financial advisor before making a decision as to whether this mutual fund is a suitable investment for them. [4] Not available for purchases, switches out only. [5] Not available for purchases or switches.

**DYNAMIC CORPORATE BOND STRATEGIES CLASS**

Series F • Performance as at March 31, 2024. Holdings as at March 31, 2024.

Dynamic Funds is a leading Canadian investment company offering a comprehensive range of investment services, including mutual funds, tax-advantaged products and customized high net-worth programs.

**Customer Relations Centre**

**Toll free:** 1-800-268-8186  
**Tel:** 514-908-3212 (English)  
 514-908-3217 (French)  
**Fax:** 416-363-4179 or  
 1-800-361-4768  
**Email:** [service@dynamic.ca](mailto:service@dynamic.ca)

**Ontario (Head Office)**

40 Temperance Street, 16th Floor  
 Toronto, ON M5H 0B4  
**Toll free:** 1-866-977-0477  
**Tel:** 416-363-5621

**Eastern Canada**

1200 McGill College Ave., Ste. 2300  
 Montreal, QC H3B 4G7

**Western Canada**

Suite 1130  
 685 Center Street South  
 Calgary, AB T2G 2C7

Four Bentall Centre  
 1055 Dunsmuir St., Ste. 3434  
 P.O. Box 49217  
 Vancouver, BC V7X 1K8

**TOP BOND HOLDINGS %**

AerCap Ireland, 3.30% Jan. 30 32	2.0
Enbridge, 5.375% Sep. 27 77	1.8
Meta, 4.450% Aug. 15 52	1.7
United States Treasury, 4.00% Feb. 15 34	1.6
Charter Communications, 3.90% Jun. 01 52	1.5
FS KKR, 2.625% Jan. 15 27	1.3
Hydro One, 4.89% Mar. 13 37	1.2
Rogers, 5.00% Dec. 17 81	1.2
Rogers, 6.68% Nov. 04 39	1.2
Brookfield Infrastructure, 3.41% Oct. 09 29	1.1
<b>Total allocation in top holdings</b>	<b>14.6</b>

**CREDIT QUALITY OF PORTFOLIO**

AAA 2.9%	AA 2.7%	A 16.8%
BBB 67.2%	BB 10.4%	B-N/R 0.0%

**DYNAMIC PREFERRED PRICING**

Management fee rates are applied back to dollar one

Fund Value	%
\$0K - \$250K	0.650%
\$250K - \$1M	0.600%
\$1M - \$5M	0.575%
\$5M+	0.525%

Distributions may consist of dividends, net realized capital gains, and/or return of capital. Distributions are not guaranteed and investors should not confuse a fund's distribution yield with its performance or rate of return.

Commissions, trailing commissions, management fees and expenses all may be associated with mutual fund investments. Please read the prospectus before investing.

The indicated rates of return are the historical annual compounded total returns including changes in units [share] value and reinvestment of all distributions [dividends] and do not take into account sales, redemption, distribution or optional charges or income taxes payable by any security holder that would have reduced returns. The rates of return are used only to illustrate the effects of the compound growth rate and are not intended to reflect future values of the mutual fund or returns on investment in the mutual fund. Investments in mutual funds are not guaranteed, their values change frequently and past performance may not be repeated.

R<sup>2</sup> is a measurement out of 100 that shows the extent to which a portfolio's movements can be explained by the benchmark's movements.

Standard deviation is a measure of volatility; it shows how broadly the Fund's returns have varied over a given time period.



[dynamic.ca/f/2266](https://dynamic.ca/f/2266)