

DYNAMIC STRATEGIC RESOURCE CLASS

Series F (USD) • Performance as at March 31, 2024. Holdings as at March 31, 2024.

ROBERT COHEN B.A.Sc., MBA, CFA

Portfolio Manager: 12.4 years on fund

JENNIFER STEVENSON B.Comm., MBA

Portfolio Manager: 12.4 years on fund

NAWOJKA M. WACHOWIAK M.Sc., CIM

Portfolio Manager: On Fund since April 2023

INCEPTION	2011 November
NET ASSETS	\$86.62M
HOLDINGS	30
MER ¹	1.31%
MANAGEMENT FEE	1%
NAV	\$12.47 USD

RISK RATING²

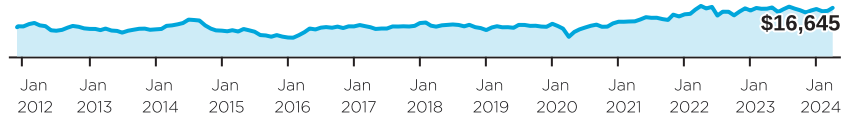
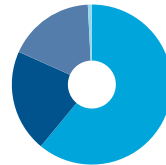
LOW	MEDIUM	HIGH
-----	--------	------

FUND CODES (Prefix: DYN)

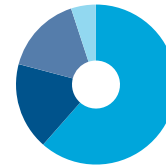
Series	FE	LL	LL2	DSC	No load
A	2660	2661 ³	7186 ³	2662 ³	
DCAF	2667	2668 ³		2669 ³	
A (USD)	2663	2664 ³		2665 ³	
F					2670
F (USD)					2666
I					2673
IP					2671

WHY INVEST IN DYNAMIC STRATEGIC RESOURCE CLASS ?

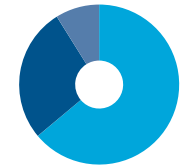
- Participate in the global demand for resources by seeking profit from the activities of resource-based companies.
- Combination of top down, macro-economic and bottom-up, fundamental analysis to identify those resource sectors and companies best positioned to generate returns.
- Ability to purchase physical gold bullion to mitigate risk during periods of volatility.

GROWTH OF \$10,000**ASSET ALLOCATION**

- 61.0% Common Stocks-CDN
- 20.7% Common Stocks-Foreign
- 17.5% Common Stocks-US
- 0.8% Cash, Short-Term Investments & Other Net Assets

GEOGRAPHIC ALLOCATION

- 61.0% Canada
- 17.5% United States
- 15.7% Australia
- 5.0% Netherlands

SECTOR ALLOCATION

- 63.4% Energy
- 27.0% Metals & Minerals
- 8.8% Gold & Precious Metals

CALENDAR RETURNS %

YTD	2023	2022	2021	2020	2019	2018	2017	2016
2.4	3.3	9.0	21.4	6.3	23.8	-21.0	11.1	58.9

COMPOUND RETURNS %

1 mo	3 mo	6 mo	YTD	1 yr	3 yrs	5 yrs	10 yrs	Incep
6.6	2.4	5.1	2.4	1.8	11.5	10.8	4.6	4.2

HISTORICAL DISTRIBUTIONS (USD\$/unit)

2024			2023								
Mar	Feb	Jan	Dec	Nov	Oct	Sep	Aug	Jul	Jun	May	Apr
-	-	-	0.2277	-	-	-	-	-	-	-	-

[1] For the period ended 2023-06-30. [2] Risk rating measures the degree of uncertainty that an investor can handle regarding fluctuations in the value of their portfolio. The amount of risk associated with any particular investment depends largely on your own personal circumstances including your time horizon, liquidity needs, portfolio size, income, investment knowledge and attitude toward price fluctuations. Investors should consult their financial advisor before making a decision as to whether this mutual fund is a suitable investment for them. [3] Not available for purchases, switches out only.

DYNAMIC STRATEGIC RESOURCE CLASS

Series F (USD) • Performance as at March 31, 2024. Holdings as at March 31, 2024.

Dynamic Funds is a leading Canadian investment company offering a comprehensive range of investment services, including mutual funds, tax-advantaged products and customized high net-worth programs.

Customer Relations Centre

Toll free: 1-800-268-8186

Tel: 514-908-3212 (English)
514-908-3217 (French)Fax: 416-363-4179 or
1-800-361-4768Email: service@dynamic.ca**Ontario (Head Office)**40 Temperance Street, 16th Floor
Toronto, ON M5H 0B4

Toll free: 1-866-977-0477

Tel: 416-363-5621

Eastern Canada1200 McGill College Ave., Ste. 2300
Montreal, QC H3B 4G7**Western Canada**Suite 1130
685 Center Street South
Calgary, AB T2G 2C7Four Bentall Centre
1055 Dunsmuir St., Ste. 3434
P.O. Box 49217
Vancouver, BC V7X 1K8**TOP EQUITY HOLDINGS %**

NexGen Energy Ltd.

Bellevue Gold Limited

WAI Resources Ltd

Ivanhoe Mines Ltd.

Canadian Natural Resources Limited

ARC Resources Ltd.

Exxon Mobil Corporation

Tourmaline Oil Corp.

Shell PLC, ADR

Diamondback Energy, Inc.

Total allocation in top holdings 63.2**DYNAMIC PREFERRED PRICING**

Management fee rates are applied back to dollar one

Fund Value	%
\$0K - \$250K	1.000%
\$250K - \$1M	0.900%
\$1M - \$5M	0.825%
\$5M+	0.775%

Commissions, trailing commissions, management fees and expenses all may be associated with mutual fund investments. Please read the prospectus before investing.

The indicated rates of return are the historical annual compounded total returns including changes in units [share] value and reinvestment of all distributions [dividends] and do not take into account sales, redemption, distribution or optional charges or income taxes payable by any security holder that would have reduced returns. The rates of return are used only to illustrate the effects of the compound growth rate and are not intended to reflect future values of the mutual fund or returns on investment in the mutual fund. Investments in mutual funds are not guaranteed, their values change frequently and past performance may not be repeated.


dynamic.ca/f/2236