

ALTERNATIVE/SPECIALTY

DYNAMIC STRATEGIC ENERGY CLASS

Series A (USD) • Performance as at March 31, 2024. Holdings as at March 31, 2024.

JENNIFER STEVENSON B.Comm., MBA

Portfolio Manager: 13.7 years on fund

INCEPTION	2007 July
NET ASSETS	\$16.60M
HOLDINGS	22
MER ¹	2.43%
MANAGEMENT FEE	2%
NAV	\$4.54 USD

RISK RATING²

LOW	MEDIUM	HIGH
-----	--------	-------------

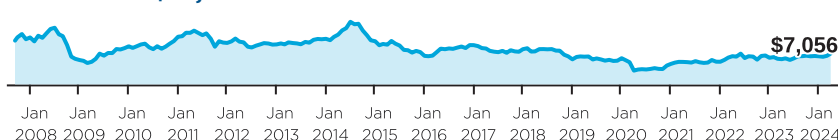
FUND CODES (Prefix: DYN)

Series	FE	LL	LL2	DSC	No load
A	2110	2111 ³	7122 ³	2112 ³	
DCAF	2120	2121 ³		2122 ³	
A (USD)	2123	2125 ³		2124 ³	
F					2113
F (USD)					2915
FT					3827
I					2114
IP					1614
T	1809	1818 ³	7123 ³	1819 ³	

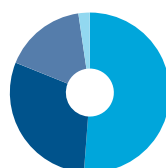
WHY INVEST IN DYNAMIC STRATEGIC ENERGY CLASS ?

- Access to a diversified portfolio of energy growth investments across multiple sectors within the energy industry.
- Flexible mandate to invest in global energy companies, with a focus on North America.
- Unique ability to strategically invest directly in oil and gas commodity futures to potentially enhance performance.

GROWTH OF \$10,000

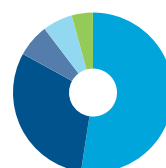


ASSET ALLOCATION



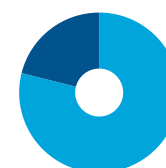
- 51.2% Common Stocks-CDN
- 29.9% Common Stocks-US
- 16.6% Common Stocks-Foreign
- 2.3% Cash, Short-Term Investments & Other Net Assets⁴

GEOGRAPHIC ALLOCATION



- 51.2% Canada
- 29.9% United States
- 6.5% United Kingdom
- 5.9% Netherlands
- 4.2% France

SECTOR ALLOCATION



- 77.1% Energy
- 20.6% Energy Infrastructure

CALENDAR RETURNS %

YTD	2023	2022	2021	2020	2019	2018	2017	2016
9.8	5.7	17.6	10.1	-21.5	4.5	-28.8	-10.3	37.6

COMPOUND RETURNS %

1 mo	3 mo	6 mo	YTD	1 yr	3 yrs	5 yrs	10 yrs	Incep
8.0	9.8	7.5	9.8	22.4	11.1	2.2	-4.7	-2.2

HISTORICAL DISTRIBUTIONS (USD\$/unit)

2024			2023								
Mar	Feb	Jan	Dec	Nov	Oct	Sep	Aug	Jul	Jun	May	Apr
-	-	-	0.1369	-	-	-	-	-	-	-	-

[1] For the period ended 2023-06-30. [2] Risk rating measures the degree of uncertainty that an investor can handle regarding fluctuations in the value of their portfolio. The amount of risk associated with any particular investment depends largely on your own personal circumstances including your time horizon, liquidity needs, portfolio size, income, investment knowledge and attitude toward price fluctuations. Investors should consult their financial advisor before making a decision as to whether this mutual fund is a suitable investment for them. [3] Not available for purchases, switches out only. [4] Freely tradable cash

DYNAMIC STRATEGIC ENERGY CLASS

Series A (USD) • Performance as at March 31, 2024. Holdings as at March 31, 2024.

Dynamic Funds is a leading Canadian investment company offering a comprehensive range of investment services, including mutual funds, tax-advantaged products and customized high net-worth programs.

Customer Relations Centre

Toll free: 1-800-268-8186
Tel: 514-908-3212 (English)
 514-908-3217 (French)
Fax: 416-363-4179 or
 1-800-361-4768
Email: service@dynamic.ca

Ontario (Head Office)

40 Temperance Street, 16th Floor
 Toronto, ON M5H 0B4
Toll free: 1-866-977-0477
Tel: 416-363-5621

Eastern Canada

1200 McGill College Ave., Ste. 2300
 Montreal, QC H3B 4G7

Western Canada

Suite 1130
 685 Center Street South
 Calgary, AB T2G 2C7

Four Bentall Centre
 1055 Dunsmuir St., Ste. 3434
 P.O. Box 49217
 Vancouver, BC V7X 1K8

TOP EQUITY HOLDINGS %

TechnipFMC PLC	
Diamondback Energy, Inc.	
Enbridge Inc.	
Canadian Natural Resources Limited	
ARC Resources Ltd.	
Tourmaline Oil Corp.	
Shell PLC, ADR	
Exxon Mobil Corporation	
Keyera Corp.	
Cheniere Energy, Inc.	
Total allocation in top holdings	59.5

DYNAMIC PREFERRED PRICING

Management fee rates are applied back to dollar one

Fund Value	%
\$0K - \$250K	2.000%
\$250K - \$1M	1.900%
\$1M - \$5M	1.825%
\$5M+	1.775%

Commissions, trailing commissions, management fees and expenses all may be associated with mutual fund investments. Please read the prospectus before investing. The indicated rates of return are the historical annual compounded total returns including changes in units [share] value and reinvestment of all distributions [dividends] and do not take into account sales, redemption, distribution or optional charges or income taxes payable by any security holder that would have reduced returns. The rates of return are used only to illustrate the effects of the compound growth rate and are not intended to reflect future values of the mutual fund or returns on investment in the mutual fund. Investments in mutual funds are not guaranteed, their values change frequently and past performance may not be repeated.



dynamic.ca/f/2216

Researched by Dynamic Funds®

www.dynamic.ca
 Dynamic Funds® is a registered trademark of The Bank of Nova Scotia, used under license by, and is a division of, 1832 Asset Management LP. © Copyright 2024 The Bank of Nova Scotia. All rights reserved.

Dynamic Funds®
Invest with advice.