

GLOBAL BALANCED

DYNAMICEDGE CONSERVATIVE CLASS PORTFOLIO

Series FT • Performance as at April 30, 2024. Holdings as at April 30, 2024.

CRAIG MADDOCK CFA, MBA, CFP, FICB
Portfolio Manager: 2.0 years on fund

YUKO GIRARD CFA, MBA, CAIA, FRM
Portfolio Manager: 2.0 years on fund

WESLEY BLIGHT CFA
Portfolio Manager: 2.0 years on fund

MARK FAIRBAIRN CFA
Portfolio Manager: 2.0 years on fund

IAN TAYLOR CFA, CAIA
Portfolio Manager: 2.0 years on fund

JENNY WANG CFA, MA
Portfolio Manager: On Fund since January 2024

INCEPTION	2022 January
NET ASSETS	\$503.69M
HOLDINGS	930
MER ¹	1.02%
MANAGEMENT FEE	0.75%
NAV	\$8.97
DISTRIBUTIONS	\$0.0302 monthly ²
YIELD	4.0% based on NAV ³

RISK RATING⁴

LOW	MEDIUM	HIGH
-----	--------	------

CURRENT WEIGHTINGS (%)

Dynamic Canadian Bond Fund	29.3
Dynamic Total Return Bond Fund	22.8
Dynamic Dividend Fund	7.7
Dynamic Corporate Bond Strategies Fund	6.5
Dynamic Credit Spectrum Fund	6.5
Dynamic Global Equity Income Fund	6.4
Dynamic Global Equity Fund	6.2
Dynamic Power Canadian Growth Fund	2.7
Dynamic Global Dividend Fund	2.2
Dynamic Power Global Growth Fund	2.1
Dynamic Premium Yield Fund	2.0
Dynamic Global Infrastructure Fund	2.0
Dynamic Value Fund Of Canada	2.0
Dynamic Small Business Fund	1.5

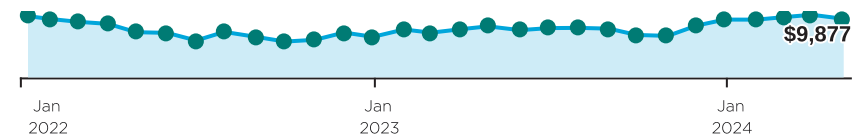
FUND CODES (Prefix: DYN)

Series	FE	LL	LL2	DSC	No load
A	2442	2443 ⁵	7141 ⁵	2444 ⁵	
DCAF	2451	2452 ⁵		2453 ⁵	
A (USD)	2455	2456 ⁵			
F					2445
FT					3831
I					2454 ⁵
T	2448	2449 ⁵	7142 ⁵	2450 ⁵	

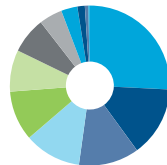
WHY INVEST IN DYNAMICEDGE CONSERVATIVE CLASS PORTFOLIO ?

- Access a diversified portfolio of actively-managed Dynamic funds.
- Achieve a balance of income and long-term capital growth through the portfolio's target mix of 65% fixed income and 35% equity funds.

GROWTH OF \$10,000

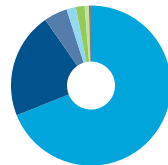


ASSET ALLOCATION



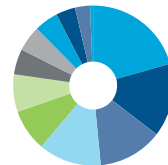
- 25.8% Corporate Bonds - CDN
- 14.2% Common Stocks-US
- 12.2% Provincial Govt Bonds - CDN
- 11.5% Federal Govt Bonds - CDN
- 10.1% Common Stocks-CDN
- 8.4% Common Stocks-Foreign
- 7.3% Foreign Bonds & Debentures
- 4.7% Cash, Short-Term Investments & Other Net Assets
- 3.3% Mutual Funds - Canadian Income
- 1.5% Canadian - Foreign Pay Bonds
- 0.7% Mutual Funds - Foreign Income
- 0.3% Other

GEOGRAPHIC ALLOCATION



- 65.7% Canada
- 20.4% United States
- 4.5% Continental Europe
- 1.8% United Kingdom
- 1.7% Emerging Markets
- 0.8% Pacific
- 0.4% Japan

SECTOR ALLOCATION



- 6.8% Financials
- 4.9% Information Technology
- 4.3% Consumer Discretionary
- 4.2% Industrials
- 2.8% Health Care
- 2.5% Energy
- 1.7% Materials
- 1.7% Consumer Staples
- 1.6% Utilities
- 1.3% Communication Services
- 1.0% Real Estate
- 0.2% Other

CALENDAR RETURNS %

YTD	2023	2022	2021	2020	2019	2018	2017	2016
0.3	8.7	—	—	—	—	—	—	—

COMPOUND RETURNS %

1 mo	3 mo	6 mo	YTD	1 yr	3 yrs	5 yrs	10 yrs	Incep
-1.9	0.4	8.6	0.3	3.6	—	—	—	-0.5

HISTORICAL DISTRIBUTIONS (\$/unit)

2024	2023
Apr	Mar
Feb	Jan
Dec	Nov
Oct	Sep
Aug	Jul
Jun	May
0.0302	0.0302
0.0302	0.0302
0.0302	0.0302
0.0302	0.0302
0.0289	0.0289
0.0289	0.0289
0.0289	0.0289
0.0289	0.0289
0.0289	0.0289
0.0289	0.0289
0.0289	0.0289

[1] For the period ended 2023-06-30. [2] We review the amount of the distribution in January of each year. [3] The yield is determined by annualizing the fixed distribution rate and does not include any distributions in excess of the fixed distribution rate that may be paid at the fund's year-end. [4] Risk rating measures the degree of uncertainty that an investor can handle regarding fluctuations in the value of their portfolio. The amount of risk associated with any particular investment depends largely on your own personal circumstances including your time horizon, liquidity needs, portfolio size, income, investment knowledge and attitude toward price fluctuations. Investors should consult their financial advisor before making a decision as to whether this mutual fund is a suitable investment for them. [5] Not available for purchases, switches out only.

DYNAMICEDGE CONSERVATIVE CLASS PORTFOLIO

Series FT • Performance as at April 30, 2024. Holdings as at April 30, 2024.

TOP 5 HOLDINGS OF UNDERLYING FUNDS⁶ (as at April 30, 2024)

CANADIAN EQUITY

Target: 14.00%

Dynamic Dividend Fund

• Target: 7.75%

Royal Bank of Canada
Toronto-Dominion Bank (The)
Enbridge Inc.
Canadian Natural Resources Limited
Microsoft Corporation

Dynamic Power Canadian Growth Fund

• Target: 2.75%

NVIDIA Corporation
TFI International Inc.
Alphabet Inc., Class "C"
Microsoft Corporation
Intact Financial Corporation

Dynamic Small Business Fund

• Target: 1.50%

Element Fleet Management Corp.
Spin Master Corp.
Jamieson Wellness Inc.
FirstService Corporation
Brown & Brown, Inc.

Dynamic Value Fund Of Canada

• Target: 2.00%

Power Corporation of Canada
Onex Corporation
Royal Bank of Canada
Toronto-Dominion Bank (The)
Enbridge Inc.

FOREIGN EQUITY

Target: 21.00%

Dynamic Global Dividend Fund

• Target: 2.25%

Alphabet Inc., Class "A"
Amazon.com, Inc.
NVIDIA Corporation
Microsoft Corporation
JPMorgan Chase & Co.

Dynamic Global Equity Fund

• Target: 6.25%

Techtronic Industries Company Limited
adidas AG
Grupo Mexico SAB de CV, Series "B"
TJX Companies, Inc. (The)
Microsoft Corporation

Dynamic Global Equity Income Fund, Series "O"

• Target: 6.50%

Microsoft Corporation
Visa Inc., Class "A"
Shell PLC
Amazon.com, Inc.
SAP SE

Dynamic Global Infrastructure Fund

• Target: 2.00%

Alerian MLP ETF
NextEra Energy, Inc.
Dominion Energy, Inc.
Entergy Corporation
Southern Company (The)

Dynamic Power Global Growth Fund

• Target: 2.00%

CrowdStrike Holdings, Inc., Class "A"
Datadog, Inc., Class "A"
Samsara Inc. Class A
Spotify Technology S.A.
Cloudflare, Inc., Class "A"

Dynamic Premium Yield Fund

• Target: 2.00%

Amazon.com, Inc.
UnitedHealth Group Incorporated
Medtronic PLC
Microsoft Corporation
Dynamic Premium Yield PLUS Fund, Series "O"

FIXED INCOME

Target: 65.00%

Dynamic Canadian Bond Fund

• Target: 29.25%

Dynamic Short Term Credit PLUS Fund, Series "O"
Government of Canada, 2.750% Jun. 01 33
Scotia Mortgage Income Fund, Series "I"
Province of Ontario, 2.65% Dec. 02 50
Province of Quebec, 3.10% Dec. 01 51

Dynamic Corporate Bond Strategies Fund

• Target: 6.50%

1832 AM U.S. \$ Investment Grade U.S. Corporate Bond Pool, Series "I"
Brookfield Infrastructure Finance ULC, 3.41% Oct. 09 29
Enbridge Inc., 5.375% Sep. 27 77
Inter Pipeline Ltd., 3.983% Nov. 25 31
AerCap Ireland Capital Designated Activity Company/ Global Aviation Trust, 3.30% Jan. 30 32

Dynamic Credit Spectrum Fund

• Target: 6.50%

Dynamic Active Discount Bond ETF
Government of Canada, 1.75% Dec. 01 53
Parkland Corporation, 4.50% Oct. 01 29
Government of Canada, 2.00% Jun. 01 32
Northland Power Inc., 9.250% Jun. 30 83

Dynamic Total Return Bond Fund

• Target: 22.75%

Government of Canada, 3.00% Jun. 01 34
Canada Housing Trust, 3.650% Jun. 15 33
Province of Ontario, 3.650% Jun. 02 33
Government of Canada, 3.250% Dec. 01 33
Province of Ontario, 2.70% Jun. 02 29

[6] Dynamic Power Global Growth Class Top 5 holdings shown are as at previous month-end. Target portfolio weights shown are as of December 31, 2022, and are subject to change.

DYNAMICEDGE CONSERVATIVE CLASS PORTFOLIO

Series FT • Performance as at April 30, 2024. Holdings as at April 30, 2024.

Dynamic Funds is a leading Canadian investment company offering a comprehensive range of investment services, including mutual funds, tax-advantaged products and customized high net-worth programs.

Customer Relations Centre

Toll free: 1-800-268-8186
Tel: 514-908-3212 (English)
 514-908-3217 (French)
Fax: 416-363-4179 or
 1-800-361-4768
Email: service@dynamic.ca

Ontario (Head Office)

40 Temperance Street, 16th Floor
 Toronto, ON M5H 0B4
Toll free: 1-866-977-0477
Tel: 416-363-5621

Eastern Canada

1200 McGill College Ave., Ste. 2300
 Montreal, QC H3B 4G7

Western Canada

Suite 1130
 685 Center Street South
 Calgary, AB T2G 2C7

Four Bentall Centre

1055 Dunsmuir St., Ste. 3434
 P.O. Box 49217
 Vancouver, BC V7X 1K8

DYNAMIC PREFERRED PRICING

Management fee rates are applied back to dollar one

Fund Value	%
\$0K - \$250K	0.750%
\$250K - \$1M	0.700%
\$1M - \$5M	0.675%
\$5M+	0.625%

Commissions, trailing commissions, management fees and expenses all may be associated with mutual fund investments. Please read the prospectus before investing.

The indicated rates of return are the historical annual compounded total returns including changes in units [share] value and reinvestment of all distributions [dividends] and do not take into account sales, redemption, distribution or optional charges or income taxes payable by any security holder that would have reduced returns. The rates of return are used only to illustrate the effects of the compound growth rate and are not intended to reflect future values of the mutual fund or returns on investment in the mutual fund. Investments in mutual funds are not guaranteed, their values change frequently and past performance may not be repeated.


dynamic.ca/f/7128