

# CANADIAN EQUITY DYNAMIC CANADIAN EQUITY PRIVATE POOL CLASS

Series A • Performance as at April 30, 2024. Holdings as at April 30, 2024.

DYNAMIC  
private  
INVESTMENT POOLS

## DON SIMPSON BBA, CFA

Portfolio Manager: 6.6 years on fund

## ERIC MENCKE CPA, CA, CFA

Portfolio Manager: 6.6 years on fund

## RORY RONAN CFA

Portfolio Manager: 6.0 years on fund

## VISHAL PATEL B.Comm. (Hons.), CFA

Portfolio Manager: 5.2 years on fund

## BILL MCLEOD MBA, CFA

Portfolio Manager: 6.3 years on fund

## JASON GIBBS BAcc., CPA, CA, CFA

Senior Portfolio Manager: 5.9 years on fund

## TARUN JOSHI BAsc (Hons.), MBA, P.Eng, AFM

Associate Portfolio Manager: On Fund since July 2023

INCEPTION	<b>2018 October</b>
NET ASSETS	<b>\$203.56M</b>
HOLDINGS	<b>55</b>
MER <sup>1</sup>	<b>2.08%</b>
MANAGEMENT FEE	<b>1.75%</b>
NAV	<b>\$13.13</b>
STANDARD DEVIATION	<b>12.31% over 3 years</b>
R <sup>2</sup>	<b>0.93</b>

## RISK RATING<sup>2</sup>

LOW	MEDIUM	HIGH
-----	--------	------

## FUND CODES (Prefix: DYN)

Series	FE	LL	LL2	DSC	No load
A	3976				
DCAF	3894				
F					3919
DCAF - F					3920
I					3955

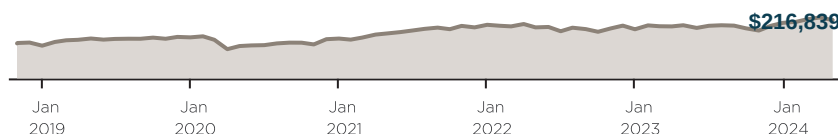
## INVESTMENT DISCIPLINE

Don Simpson, Rory Ronan, and Eric Mencke's value-oriented strategy focuses on investing in high-quality companies trading at a reasonable discount to intrinsic value, with a focus on downside protection.

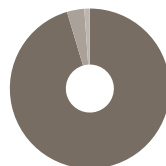
Vishal Patel's growth-oriented strategy follows a four-step investment process beginning with a quantitative screen, qualitative analysis, valuation work, and portfolio construction. Management, competitive advantage, and sound capital allocation discipline are key factors in the investment decision-making process. Bill McLeod follows a capital protection philosophy in targeting high quality "best-in-class" businesses with sustainable dividend income and the potential for dividend growth.

The Oversight Committee is responsible for monitoring at both the manager level and the overall Pool level.


## GROWTH OF \$150,000



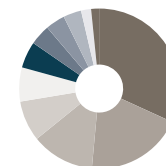
## ASSET ALLOCATION



## GEOGRAPHIC ALLOCATION



## SECTOR ALLOCATION



## CALENDAR RETURNS %

YTD	2023	2022	2021	2020	2019	2018	2017	2016
<b>3.9</b>	<b>9.7</b>	<b>-6.3</b>	<b>24.0</b>	<b>-2.0</b>	<b>16.6</b>	<b>—</b>	<b>—</b>	<b>—</b>

## COMPOUND RETURNS %

1 mo	3 mo	6 mo	YTD	1 yr	3 yrs	5 yrs	10 yrs	Incep
<b>-3.1</b>	<b>2.4</b>	<b>16.1</b>	<b>3.9</b>	<b>7.4</b>	<b>6.7</b>	<b>5.8</b>	<b>—</b>	<b>7.1</b>

## HISTORICAL DISTRIBUTIONS (\$/unit)

2024	2023	2022	2021	2020	2019	2018	2017	2016
Apr	Mar	Feb	Jan	Dec	Nov	Oct	Sep	Aug
—	—	—	—	<b>0.3264</b>	—	—	—	—

The benchmark used for analytics for this fund is S&P/TSX Composite Index.

[1] For the period ended 2023-06-30. [2] Risk rating measures the degree of uncertainty that an investor can handle regarding fluctuations in the value of their portfolio. The amount of risk associated with any particular investment depends largely on your own personal circumstances including your time horizon, liquidity needs, portfolio size, income, investment knowledge and attitude toward price fluctuations. Investors should consult their financial advisor before making a decision as to whether this pool is a suitable investment for them.

# CANADIAN EQUITY DYNAMIC CANADIAN EQUITY PRIVATE POOL CLASS

Series A • Performance as at April 30, 2024. Holdings as at April 30, 2024.

DYNAMIC  
**private**  
INVESTMENT POOLS

Dynamic Private Investment Pools offer affluent investors privileged access to preferential pricing combined with first-class, legitimately active investment management.

## Customer Relations Centre

Toll free: 1-800-268-8186

Tel: 514-908-3212 (English)  
514-908-3217 (French)

Fax: 416-363-4179 or  
1-800-361-4768

Email: [service@dynamic.ca](mailto:service@dynamic.ca)

## Ontario (Head Office)

40 Temperance Street, 16th Floor  
Toronto, ON M5H 0B4

Toll free: 1-866-977-0477  
Tel: 416-363-5621

## Eastern Canada

1200 McGill College Ave., Ste. 2300  
Montreal, QC H3B 4G7

## Western Canada

Suite 1130  
685 Center Street South  
Calgary, AB T2G 2C7

Four Bentall Centre  
1055 Dunsmuir St., Ste. 3434  
P.O. Box 49217  
Vancouver, BC V7X 1K8

## TOP EQUITY HOLDINGS %

Royal Bank of Canada	5.3
Intact Financial Corporation	4.7
Toronto-Dominion Bank (The)	4.6
Brookfield Corporation	3.7
CCL Industries Inc., Class "B"	3.6
Alimentation Couche-Tard Inc.	3.5
Waste Connections, Inc.	3.5
Canadian Pacific Kansas City Ltd.	3.4
Canadian Natural Resources Limited	3.2
Toromont Industries Ltd.	3.2

**Total allocation in top holdings 38.7**

## DYNAMIC PREFERRED PRICING

Management fee rates are applied back to dollar one

Fund Value	%
\$0K - \$250K	1.750%
\$250K - \$1M	1.650%
\$1M - \$5M	1.575%
\$5M+	1.525%

Commissions, trailing commissions, management fees and expenses all may be associated with investments in pools. Please read the prospectus before investing.

The indicated rates of return are the historical annual compounded total returns including changes in units [share] value and reinvestment of all distributions [dividends] and do not take into account sales, redemption, distribution or optional charges or income taxes payable by any security holder that would have reduced returns. The rates of return are used only to illustrate the effects of the compound growth rate and are not intended to reflect future values of the pool or returns on investment in the pool. Investments in pools are not guaranteed, their values change frequently and past performance may not be repeated.

R<sup>2</sup> is a measurement out of 100 that shows the extent to which a portfolio's movements can be explained by the benchmark's movements.

Standard deviation is a measure of volatility; it shows how broadly the Fund's returns have varied over a given time period.



[dynamic.ca/f/6716](https://dynamic.ca/f/6716)