

GLOBAL EQUITY

DYNAMIC GLOBAL DISCOVERY CLASS

Series F (USD) • Performance as at April 30, 2024. Holdings as at March 31, 2024.

DAVID L. FINGOLD BSc. Management
Senior Portfolio Manager: 16.5 years on fund

INCEPTION	2007 October
NET ASSETS	\$130.73M
HOLDINGS	32
MER ¹	1.20%
MANAGEMENT FEE	1%
NAV	\$17.60 USD
ACTIVE SHARE	80.7% as of March 31, 2024

RISK RATING²

LOW	MEDIUM	HIGH
-----	--------	------

FUND CODES (Prefix: DYN)

Series	FE	LL	LL2	DSC	No load
A	2500	2502 ³	7082 ³	2501 ³	
DCAF	2520	2522 ³		2521 ³	
A (USD)	2550	2552 ³		2551 ³	
F					2503
DCAF - F					2405
F (USD)					1794
FT					3820
I					2504 ³
I (USD)					1579 ³
T	1194	1196 ³	7083 ³	1195 ³	

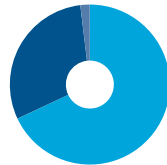
WHY INVEST IN DYNAMIC GLOBAL DISCOVERY CLASS ?

- A portfolio of investments from across the capitalization scale that are often unknown or unavailable to most investors.
- A high active share measure means the Fund has a low correlation to the index and many competitor funds, and could be a diversifier in most portfolios.
- Access to one of the world's deepest and broadest markets through true active management.

GROWTH OF \$10,000

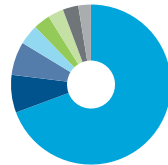


ASSET ALLOCATION



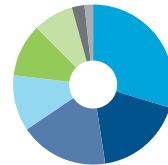
- 68.0% Common Stocks-US
- 30.1% Common Stocks-Foreign
- 1.9% Cash, Short-Term Investments & Other Net Assets

GEOGRAPHIC ALLOCATION



- 68.0% United States
- 7.5% Israel
- 6.6% Switzerland
- 4.0% Denmark
- 3.3% France
- 3.1% Japan
- 3.1% Netherlands
- 2.5% Ireland

SECTOR ALLOCATION



- 29.1% Information Technology
- 17.6% Financials
- 17.6% Industrials
- 11.1% Consumer Discretionary
- 10.5% Health Care
- 8.0% Communication Services
- 2.5% Materials
- 1.7% Consumer Staples

CALENDAR RETURNS %

YTD	2023	2022	2021	2020	2019	2018	2017	2016
8.3	12.2	-24.5	14.9	18.8	27.2	-2.9	25.8	3.9

COMPOUND RETURNS %

1 mo	3 mo	6 mo	YTD	1 yr	3 yrs	5 yrs	10 yrs	Incep
-4.8	4.2	23.3	8.3	17.0	0.9	6.2	8.1	7.1

TOP EQUITY HOLDINGS %

Microsoft Corporation	5.7
INFICON Holding AG	5.3
Meta Platforms, Inc.	5.2
NVIDIA Corporation	4.4
Amazon.com, Inc.	4.3
JPMorgan Chase & Co.	4.1
Novo Nordisk A/S	4.0
Eaton Corporation PLC	3.8
Eli Lilly and Company	3.6
Safran SA	3.3
Total allocation in top holdings	43.7

[1] For the period ended 2023-06-30. [2] Risk rating measures the degree of uncertainty that an investor can handle regarding fluctuations in the value of their portfolio. The amount of risk associated with any particular investment depends largely on your own personal circumstances including your time horizon, liquidity needs, portfolio size, income, investment knowledge and attitude toward price fluctuations. Investors should consult their financial advisor before making a decision as to whether this mutual fund is a suitable investment for them. [3] Not available for purchases, switches out only.

DYNAMIC GLOBAL DISCOVERY CLASS

Series F (USD) • Performance as at April 30, 2024. Holdings as at March 31, 2024.

Dynamic Funds is a leading Canadian investment company offering a comprehensive range of investment services, including mutual funds, tax-advantaged products and customized high net-worth programs.

Customer Relations Centre

Toll free: 1-800-268-8186
Tel: 514-908-3212 (English)
 514-908-3217 (French)
Fax: 416-363-4179 or
 1-800-361-4768
Email: service@dynamic.ca

Ontario (Head Office)

40 Temperance Street, 16th Floor
 Toronto, ON M5H 0B4
Toll free: 1-866-977-0477
Tel: 416-363-5621

Eastern Canada

1200 McGill College Ave., Ste. 2300
 Montreal, QC H3B 4G7

Western Canada

Suite 1130
 685 Center Street South
 Calgary, AB T2G 2C7

Four Bentall Centre

1055 Dunsmuir St., Ste. 3434
 P.O. Box 49217
 Vancouver, BC V7X 1K8

DYNAMIC PREFERRED PRICING

Management fee rates are applied back to dollar one

Fund Value	%
\$0K - \$250K	1.000%
\$250K - \$1M	0.900%
\$1M - \$5M	0.825%
\$5M+	0.775%

Commissions, trailing commissions, management fees and expenses all may be associated with mutual fund investments. Please read the prospectus before investing. The indicated rates of return are the historical annual compounded total returns including changes in units [share] value and reinvestment of all distributions [dividends] and do not take into account sales, redemption, distribution or optional charges or income taxes payable by any security holder that would have reduced returns. The rates of return are used only to illustrate the effects of the compound growth rate and are not intended to reflect future values of the mutual fund or returns on investment in the mutual fund. Investments in mutual funds are not guaranteed, their values change frequently and past performance may not be repeated.

dynamic.ca/f/1934