

GLOBAL EQUITY

DYNAMIC GLOBAL DIVIDEND CLASS¹

Series F (USD) • Performance as at April 30, 2024. Holdings as at April 30, 2024.

DAVID L. FINGOLD BSc. Management
Senior Portfolio Manager: 17.3 years on fund

INCEPTION	2007 January
NET ASSETS	\$717.13M
HOLDINGS	35
MER ²	1.08%
MANAGEMENT FEE	0.9%
NAV	\$20.49 USD
ACTIVE SHARE	79.7% as of March 31, 2024

RISK RATING³

LOW		MEDIUM	HIGH
-----	--	--------	------

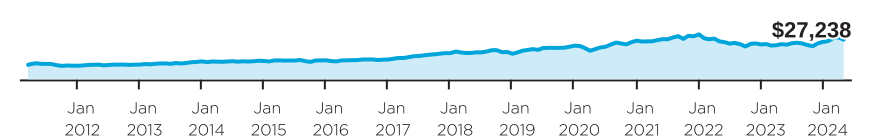
FUND CODES (Prefix: DYN)

Series	FE	LL	LL2	DSC	No load
A	406	412 ⁴	7086 ⁴	416 ⁴	
DCAF	898	198 ⁴		998 ⁴	
A (USD)	423	433 ⁴		446 ⁴	
F					426
DCAF - F					2407
F (USD)					1795
FT					2202
I					436 ⁴
I (USD)					1580 ⁴
T	1197	1199 ⁴	7087 ⁴	1198 ⁴	

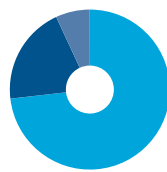
WHY INVEST IN DYNAMIC GLOBAL DIVIDEND CLASS ?

- A core global Fund that focuses on undervalued companies that are initiating or increasing their dividends. Focused on large-cap companies and will usually have an overweight to the U.S., in order to decrease volatility.
- Access to one of the world's deepest and broadest markets through true active management.

GROWTH OF \$10,000

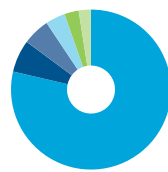


ASSET ALLOCATION



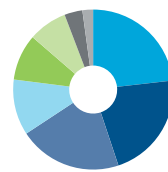
- 73.2% Common Stocks-US
- 19.9% Common Stocks-Foreign
- 6.9% Cash, Short-Term Investments & Other Net Assets

GEOGRAPHIC ALLOCATION



- 73.2% United States
- 6.1% Israel
- 5.1% Netherlands
- 3.7% Denmark
- 2.7% Switzerland
- 2.3% Japan

SECTOR ALLOCATION



- 21.6% Financials
- 20.2% Information Technology
- 19.4% Industrials
- 10.5% Health Care
- 8.7% Communication Services
- 7.3% Consumer Discretionary
- 3.4% Consumer Staples
- 2.0% Materials

CALENDAR RETURNS %

YTD	2023	2022	2021	2020	2019	2018	2017	2016
6.1	7.2	-22.5	16.3	15.0	31.8	-2.6	32.3	4.1

COMPOUND RETURNS %

1 mo	3 mo	6 mo	YTD	1 yr	3 yrs	5 yrs	10 yrs	Incep
-5.8	3.3	19.6	6.1	12.9	0.4	5.6	8.5	8.1

TOP EQUITY HOLDINGS %

Alphabet Inc.	5.3
Amazon.com, Inc.	5.0
NVIDIA Corporation	4.5
Microsoft Corporation	4.3
JPMorgan Chase & Co.	4.0
Wells Fargo & Company	3.9
Eli Lilly and Company	3.8
Novo Nordisk A/S	3.7
Progressive Corporation (The)	3.6
Eaton Corporation PLC	3.3
Total allocation in top holdings	41.4

[1] Formerly Dynamic Global Dividend Value Class [2] For the period ended 2023-06-30. [3] Risk rating measures the degree of uncertainty that an investor can handle regarding fluctuations in the value of their portfolio. The amount of risk associated with any particular investment depends largely on your own personal circumstances including your time horizon, liquidity needs, portfolio size, income, investment knowledge and attitude toward price fluctuations. Investors should consult their financial advisor before making a decision as to whether this mutual fund is a suitable investment for them. [4] Not available for purchases, switches out only.

GLOBAL EQUITY

DYNAMIC GLOBAL DIVIDEND CLASS ¹

Series F (USD) • Performance as at April 30, 2024. Holdings as at April 30, 2024.

Dynamic Funds is a leading Canadian investment company offering a comprehensive range of investment services, including mutual funds, tax-advantaged products and customized high net-worth programs.

Customer Relations Centre

Toll free: 1-800-268-8186
Tel: 514-908-3212 (English)
514-908-3217 (French)
Fax: 416-363-4179 or
1-800-361-4768
Email: service@dynamic.ca

Ontario (Head Office)

40 Temperance Street, 16th Floor
Toronto, ON M5H 0B4
Toll free: 1-866-977-0477
Tel: 416-363-5621

Eastern Canada

1200 McGill College Ave., Ste. 2300
Montreal, QC H3B 4G7

Western Canada

Suite 1130
685 Center Street South
Calgary, AB T2G 2C7

Four Bentall Centre

1055 Dunsmuir St., Ste. 3434
P.O. Box 49217
Vancouver, BC V7X 1K8

DYNAMIC PREFERRED PRICING

Management fee rates are applied back to dollar one

Fund Value	%
\$0K - \$250K	0.900%
\$250K - \$1M	0.800%
\$1M - \$5M	0.725%
\$5M+	0.675%

Commissions, trailing commissions, management fees and expenses all may be associated with mutual fund investments. Please read the prospectus before investing.

The indicated rates of return are the historical annual compounded total returns including changes in units [share] value and reinvestment of all distributions [dividends] and do not take into account sales, redemption, distribution or optional charges or income taxes payable by any security holder that would have reduced returns. The rates of return are used only to illustrate the effects of the compound growth rate and are not intended to reflect future values of the mutual fund or returns on investment in the mutual fund. Investments in mutual funds are not guaranteed, their values change frequently and past performance may not be repeated.



dynamic.ca/f/1864