

**GLOBAL BALANCED**  
**DYNAMIC GLOBAL YIELD PRIVATE POOL CLASS**

Series FH (USD) • Performance as at March 31, 2024. Holdings as at March 31, 2024.



**DAVID L. FINGOLD BSc. Management**

Senior Portfolio Manager: 9.8 years on fund  
 20% Global Dividend Strategy

**BILL MCLEOD MBA, CFA**

Portfolio Manager: 6.5 years on fund

**JASON GIBBS BAcc., CPA, CA, CFA**

Senior Portfolio Manager: 1.9 years on fund

**TARUN JOSHI B.A.Sc (Hons.), MBA, P.Eng, AFM**

Associate Portfolio Manager: On Fund since July 2023  
 15% Canadian Focused Equity Income Strategy

**TOM DICKER B.Comm. (Hons.), CFA**

Portfolio Manager: 6.5 years on fund  
 15% U.S Equity Income Strategy and 10% International Equity Income Strategy

**RYAN NICHOLL B.Comm. (Hons.), CFA**

Portfolio Manager: 4.2 years on fund  
 10% International Equity Income Strategy

**DEREK AMERY BA (Hons.), MA, CFA**

Senior Portfolio Manager: 5.1 years on fund  
 13.4% Active Core Bond Strategy

**MARC-ANDRÉ GAUDREAU CPA, CGA, CFA**

Senior Portfolio Manager: 9.8 years on fund  
 13.3% Active Credit Strategies

**ROMAS BUDD MBA, BSc. Hons**

Senior Portfolio Manager: 6.0 years on fund  
 13.3% Tactical Bond Strategy

**ROGER ROULEAU B.Comm., CFA**

Portfolio Manager: 4.2 years on fund

**JEREMY LUCAS MBA, CPA, CA**

Portfolio Manager: 4.2 years on fund

INCEPTION	<b>2015 March</b>
NET ASSETS	<b>\$984.70M</b>
HOLDINGS	<b>499</b>
MER <sup>1</sup>	<b>0.92%</b>
MANAGEMENT FEE	<b>0.65%</b>
NAV	<b>\$14.71 USD</b>

**RISK RATING<sup>2</sup>**

LOW		MEDIUM	HIGH
-----	--	--------	------

**FUND CODES (Prefix: DYN)**

Series	FE	LL	LL2	DSC	No load
A	3981 <sup>3</sup>				
DCAF	3899 <sup>3</sup>				
F					3906 <sup>3</sup>
DCAF - F					3907 <sup>3</sup>
FH (USD)					3908 <sup>3</sup>
FT					3948 <sup>3</sup>
T	3982 <sup>3</sup>				

**INVESTMENT DISCIPLINE**

David Fingold employs a deliberately different, disciplined and opportunistic approach to investing and targets companies with high free cash flow generation, dividend growth and strong balance sheets.

Jason Gibbs and Bill McLeod follow a capital protection philosophy in targeting primarily high quality “best-in- class” Canadian businesses with sustainable dividend income and the potential for dividend growth.

Ryan Nicholl and Tom Dicker take a quality-value approach to stock selection that places emphasis on bottom-up fundamental research and valuation. They seek to invest in dividend-paying U.S. companies that are dominant within their industries thanks to enduring competitive advantages, strong balance sheets and best-in-class management teams.

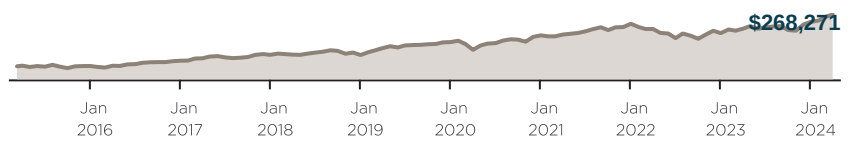
Marc-André Gaudreau offers exposure to a broad range of credit asset classes using a rigorous security selection process and a full range of risk management tools to protect capital.

Derek Amery focuses on high quality Canadian issuers. He tactically manages duration, sector allocation and foreign currency exposure utilizing a broad range of risk management tools.

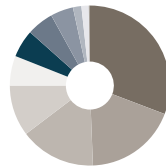
Romas Budd uses a combination of investment strategies to generate risk adjusted total returns through both interest income and capital gains.

The Oversight Committee is responsible for monitoring at both the manager level and the overall Pool level.

**GROWTH OF \$150,000**

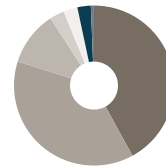


**ASSET ALLOCATION**



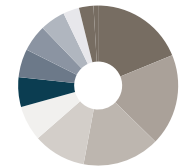
- 30.8% Common Stocks-US
- 18.6% Common Stocks-Foreign
- 15.3% Common Stocks-CDN
- 10.3% Corporate Bonds - CDN
- 6.0% Foreign Bonds & Debentures
- 5.6% Federal Govt Bonds - CDN
- 5.4% Provincial Govt Bonds - CDN
- 4.6% Cash, Short-Term Investments & Other Net Assets
- 1.7% Mutual Funds - Canadian Income
- 1.5% Canadian - Foreign Pay Bonds
- 0.1% Mutual Funds - Foreign Income
- 0.1% Other

**GEOGRAPHIC ALLOCATION**



- 40.1% Canada
- 36.1% United States
- 10.5% Continental Europe
- 2.8% Emerging Markets
- 2.7% Japan
- 2.6% United Kingdom
- 0.6% Pacific

**SECTOR ALLOCATION**



- 12.2% Financials
- 12.0% Information Technology
- 10.1% Industrials
- 6.9% Health Care
- 4.6% Consumer Discretionary
- 3.9% Energy
- 3.7% Consumer Staples
- 3.5% Real Estate
- 3.3% Communication Services
- 2.1% Materials
- 1.9% Utilities
- 0.6% Other

**CALENDAR RETURNS %**

YTD	2023	2022	2021	2020	2019	2018	2017	2016
<b>6.8</b>	<b>11.3</b>	<b>-8.6</b>	<b>12.0</b>	<b>7.5</b>	<b>16.9</b>	<b>-0.3</b>	<b>8.3</b>	<b>8.0</b>

[1] For the period ended 2023-06-30. [2] Risk rating measures the degree of uncertainty that an investor can handle regarding fluctuations in the value of their portfolio. The amount of risk associated with any particular investment depends largely on your own personal circumstances including your time horizon, liquidity needs, portfolio size, income, investment knowledge and attitude toward price fluctuations. Investors should consult their financial advisor before making a decision as to whether this pool is a suitable investment for them. [3] Closed to purchases and switches in.

**GLOBAL BALANCED**  
**DYNAMIC GLOBAL YIELD PRIVATE POOL CLASS**

Series FH (USD) • Performance as at March 31, 2024. Holdings as at March 31, 2024.



Dynamic Private Investment Pools offer affluent investors privileged access to preferential pricing combined with first-class, legitimately active investment management.

**Customer Relations Centre**

Toll free: 1-800-268-8186  
 Tel: 514-908-3212 (English)  
 514-908-3217 (French)  
 Fax: 416-363-4179 or  
 1-800-361-4768  
 Email: [service@dynamic.ca](mailto:service@dynamic.ca)

**Ontario (Head Office)**

40 Temperance Street, 16th Floor  
 Toronto, ON M5H 0B4  
 Toll free: 1-866-977-0477  
 Tel: 416-363-5621

**Eastern Canada**

1200 McGill College Ave., Ste. 2300  
 Montreal, QC H3B 4G7

**Western Canada**

Suite 1130  
 685 Center Street South  
 Calgary, AB T2G 2C7

Four Bentall Centre  
 1055 Dunsmuir St., Ste. 3434  
 P.O. Box 49217  
 Vancouver, BC V7X 1K8

**COMPOUND RETURNS %**

1 mo	3 mo	6 mo	YTD	1 yr	3 yrs	5 yrs	10 yrs	Incep
2.0	6.8	15.2	6.8	13.6	6.4	7.0	—	6.6

**HISTORICAL DISTRIBUTIONS (USD\$/unit)**

2024			2023								
Mar	Feb	Jan	Dec	Nov	Oct	Sep	Aug	Jul	Jun	May	Apr
—	—	—	0.0701	—	—	—	—	—	—	—	—

**TOP EQUITY HOLDINGS %**

Microsoft Corporation	3.0
JPMorgan Chase & Co.	2.1
Novo Nordisk A/S, ADR	1.6
Apple Inc.	1.6
Oracle Corporation	1.4
Visa Inc., Class "A"	1.4
Walt Disney Company (The)	1.4
Stryker Corporation	1.3
Broadcom Inc.	1.3
Interroll Holding AG	1.3
<b>Total allocation in top holdings</b>	<b>16.4</b>

**TOP BOND HOLDINGS %**

Government of Canada, 3.00% Jun. 01 34	1.1
Canada Housing Trust, 3.650% Jun. 15 33	0.7
Dynamic Active Discount Bond ETF	0.6
Dynamic Short Term Credit PLUS Fund, Series "O"	0.6
Government of Canada, 2.750% Jun. 01 33	0.6
Scotia Mortgage Income Fund, Series "I"	0.5
Province of Ontario, 2.65% Dec. 02 50	0.5
Province of Ontario, 3.650% Jun. 02 33	0.5
Province of Quebec, 3.10% Dec. 01 51	0.4
Government of Canada, 1.00% Sep. 01 26	0.3
<b>Total allocation in top holdings</b>	<b>5.8</b>

**DYNAMIC PREFERRED PRICING**

Management fee rates are applied back to dollar one

Fund Value	%
\$0K - \$250K	0.650%
\$250K - \$1M	0.575%
\$1M - \$5M	0.525%
\$5M+	0.475%

Distributions may consist of dividends, net realized capital gains, and/or return of capital. Distributions are not guaranteed and investors should not confuse a fund's distribution yield with its performance or rate of return.

Commissions, trailing commissions, management fees and expenses all may be associated with investments in pools. Please read the prospectus before investing.

The indicated rates of return are the historical annual compounded total returns including changes in units [share] value and reinvestment of all distributions [dividends] and do not take into account sales, redemption, distribution or optional charges or income taxes payable by any security holder that would have reduced returns. The rates of return are used only to illustrate the effects of the compound growth rate and are not intended to reflect future values of the pool or returns on investment in the pool. Investments in pools are not guaranteed, their values change frequently and past performance may not be repeated.



[dynamic.ca/f/1848](https://dynamic.ca/f/1848)