

GLOBAL EQUITY

# DYNAMIC GLOBAL DIVIDEND FUND

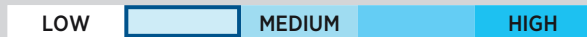
Series FT (USD) • Performance as at March 31, 2024. Holdings as at March 31, 2024.

**DAVID L. FINGOLD BSc. Management**

Senior Portfolio Manager: 18.1 years on fund

INCEPTION	<b>2010 July</b>
NET ASSETS	<b>\$5.16B</b>
HOLDINGS	<b>33</b>
MER <sup>1</sup>	<b>1.08%</b>
MANAGEMENT FEE	<b>0.9%</b>
NAV	<b>\$10.26 USD</b>
ACTIVE SHARE	<b>79.7% as of March 31, 2024</b>
DISTRIBUTIONS	<b>\$0.0604 monthly<sup>2</sup></b>
YIELD	<b>8.0% based on NAV<sup>3</sup></b>

**RISK RATING<sup>4</sup>**



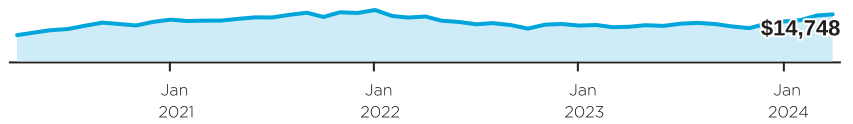
**FUND CODES (Prefix: DYN)**

Series	FE	LL	LL2	DSC	No load
A	031	431 <sup>5</sup>	7088 <sup>5</sup>	531 <sup>5</sup>	
DCAF	831	138 <sup>5</sup>		931 <sup>5</sup>	
A (USD)	032	432 <sup>5</sup>		532 <sup>5</sup>	
F					1131
DCAF - F					2408
F (USD)					1132
FT					2203
FT (USD)					2759
G	031G <sup>5</sup>	431G <sup>5</sup>		531G <sup>5</sup>	
I					1231
I (USD)					1232
IT					1331
T	1031	1032 <sup>5</sup>	7089 <sup>5</sup>	1033 <sup>5</sup>	
T (USD)	1732	1733 <sup>5</sup>		1734 <sup>5</sup>	

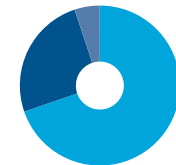
**WHY INVEST IN DYNAMIC GLOBAL DIVIDEND FUND ?**

A core global Fund that focuses on undervalued companies that are initiating or increasing their dividends. Focused on large-cap companies and will usually have an overweight to the U.S., in order to decrease volatility.

**GROWTH OF \$10,000**

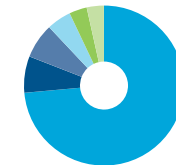


**ASSET ALLOCATION**



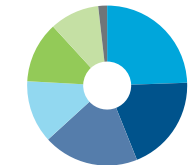
- 69.7% Common Stocks-US
- 25.2% Common Stocks-Foreign
- 5.1% Cash, Short-Term Investments & Other Net Assets

**GEOGRAPHIC ALLOCATION**



- 69.8% United States
- 7.0% Israel
- 6.7% Netherlands
- 4.7% Japan
- 3.4% Denmark
- 3.3% Switzerland

**SECTOR ALLOCATION**



- 23.2% Information Technology
- 18.5% Financials
- 18.3% Industrials
- 12.0% Health Care
- 11.7% Consumer Discretionary
- 9.5% Communication Services
- 1.7% Consumer Staples

**CALENDAR RETURNS %**

YTD	2023	2022	2021	2020	2019	2018	2017	2016
<b>12.6</b>	<b>7.5</b>	<b>-22.6</b>	<b>16.2</b>	<b>35.5</b>	-	-	-	-

**COMPOUND RETURNS %**

1 mo	3 mo	6 mo	YTD	1 yr	3 yrs	5 yrs	10 yrs	Incep
<b>1.7</b>	<b>12.6</b>	<b>22.8</b>	<b>12.6</b>	<b>23.7</b>	<b>3.4</b>	-	-	<b>10.1</b>

**HISTORICAL DISTRIBUTIONS (USD\$/unit)**

2024				2023							
Mar	Feb	Jan	Dec	Nov	Oct	Sep	Aug	Jul	Jun	May	Apr
<b>0.0604</b>	<b>0.0605</b>	<b>0.0607</b>	<b>0.0639</b>	<b>0.0622</b>	<b>0.0611</b>	<b>0.0626</b>	<b>0.0622</b>	<b>0.0641</b>	<b>0.0640</b>	<b>0.0622</b>	<b>0.0625</b>

**TOP EQUITY HOLDINGS %**

Meta Platforms, Inc.	6.2
Microsoft Corporation	6.0
Amazon.com, Inc.	4.8
NVIDIA Corporation	4.5
JPMorgan Chase & Co.	4.1
Eli Lilly and Company	3.5
Airbus SE	3.5
Novo Nordisk A/S	3.4
Netflix, Inc.	3.3
Progressive Corporation	3.3

**Total allocation in top holdings 42.6**

[1] For the period ended 2023-06-30. [2] We review the amount of the distribution in January of each year. [3] The yield is determined by annualizing the fixed distribution rate and does not include any distributions in excess of the fixed distribution rate that may be paid at the fund's year-end. [4] Risk rating measures the degree of uncertainty that an investor can handle regarding fluctuations in the value of their portfolio. The amount of risk associated with any particular investment depends largely on your own personal circumstances including your time horizon, liquidity needs, portfolio size, income, investment knowledge and attitude toward price fluctuations. Investors should consult their financial advisor before making a decision as to whether this mutual fund is a suitable investment for them. [5] Not available for purchases, switches out only.

**DYNAMIC GLOBAL DIVIDEND FUND**

Series FT (USD) • Performance as at March 31, 2024. Holdings as at March 31, 2024.

Dynamic Funds is a leading Canadian investment company offering a comprehensive range of investment services, including mutual funds, tax-advantaged products and customized high net-worth programs.

**Customer Relations Centre**

**Toll free:** 1-800-268-8186  
**Tel:** 514-908-3212 (English)  
 514-908-3217 (French)  
**Fax:** 416-363-4179 or  
 1-800-361-4768  
**Email:** [service@dynamic.ca](mailto:service@dynamic.ca)

**Ontario (Head Office)**

40 Temperance Street, 16th Floor  
 Toronto, ON M5H 0B4  
**Toll free:** 1-866-977-0477  
**Tel:** 416-363-5621

**Eastern Canada**

1200 McGill College Ave., Ste. 2300  
 Montreal, QC H3B 4G7

**Western Canada**

Suite 1130  
 685 Center Street South  
 Calgary, AB T2G 2C7

**Four Bentall Centre**

1055 Dunsmuir St., Ste. 3434  
 P.O. Box 49217  
 Vancouver, BC V7X 1K8

**DYNAMIC PREFERRED PRICING**

Management fee rates are applied back to dollar one

Fund Value	%
\$0K - \$250K	0.900%
\$250K - \$1M	0.800%
\$1M - \$5M	0.725%
\$5M+	0.675%

Commissions, trailing commissions, management fees and expenses all may be associated with mutual fund investments. Please read the prospectus before investing. The indicated rates of return are the historical annual compounded total returns including changes in units [share] value and reinvestment of all distributions [dividends] and do not take into account sales, redemption, distribution or optional charges or income taxes payable by any security holder that would have reduced returns. The rates of return are used only to illustrate the effects of the compound growth rate and are not intended to reflect future values of the mutual fund or returns on investment in the mutual fund. Investments in mutual funds are not guaranteed, their values change frequently and past performance may not be repeated.


[dynamic.ca/f/6834](https://dynamic.ca/f/6834)