

FIXED INCOME
DYNAMIC ACTIVE CREDIT STRATEGIES PRIVATE POOL
 Series FH (USD) • Performance as at April 30, 2024. Holdings as at March 31, 2024.

DYNAMIC
private
 INVESTMENT POOLS

MARC-ANDRÉ GAUDREAU CPA, CGA, CFA

Senior Portfolio Manager: 9.9 years on fund

ROGER ROULEAU B.Comm., CFA

Portfolio Manager: 4.3 years on fund

JEREMY LUCAS MBA, CPA, CA

Portfolio Manager: 4.3 years on fund

INCEPTION	2014 August
NET ASSETS	\$755.16M
HOLDINGS	171
MER ¹	0.90%
MANAGEMENT FEE	0.65%
NAV	\$8.14 USD
DISTRIBUTIONS	\$0.0355 monthly²
YIELD	5.2% based on NAV³
DURATION	4.75 year(s)

RISK RATING⁴

LOW		MEDIUM		HIGH
-----	--	--------	--	------

FIXED INCOME CHARACTERISTICS

Yield to Maturity (%)	6.21
Current yield (%)	4.92
Duration (years)	4.75
Credit Duration (years)	3.00
Average credit rating	BB+
Weighted Average Price (\$)	94.99
Average Coupon (%)	4.77

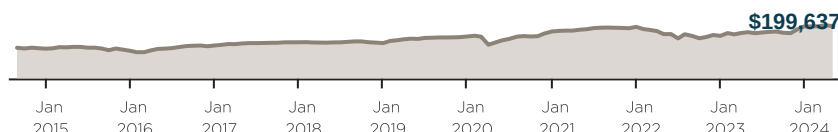
FUND CODES (Prefix: DYN)

Series	FE	LL	LL2	DSC	No load
A	3971				
DCAF	3892				
F					3902
DCAF - F					3903
FH (USD)					3904
I					3952

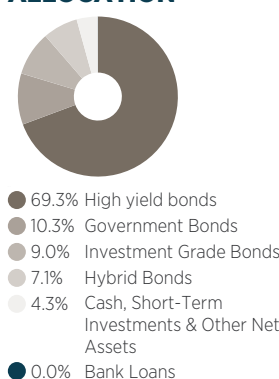
INVESTMENT DISCIPLINE

Marc-André Gaudreau and his team combine a top-down and bottom-up investment process to actively select securities that offer investors the greatest potential for strong risk-adjusted returns. The team selects securities based upon their independent fundamental credit analysis, while employing a capital preservation philosophy that results in a well-diversified, liquid portfolio. The Pool's flexible mandate allows the manager to shift between different sub-classes of credit securities based upon his outlook for interest rates and credit markets. This allows the team to target higher yields and capital gains over the course of a credit cycle.

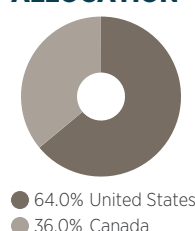
GROWTH OF \$150,000



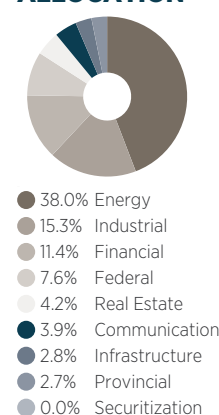
ASSET ALLOCATION



GEOGRAPHIC ALLOCATION



SECTOR ALLOCATION



CALENDAR RETURNS %

YTD	2023	2022	2021	2020	2019	2018	2017	2016
0.4	12.2	-10.4	5.6	6.5	9.4	-1.1	4.7	8.5

COMPOUND RETURNS %

1 mo	3 mo	6 mo	YTD	1 yr	3 yrs	5 yrs	10 yrs	Incep
-0.9	0.4	8.8	0.4	7.5	1.4	3.2	—	3.0

HISTORICAL DISTRIBUTIONS (USD\$/unit)

2024	2023
Apr	Mar
Mar	Feb
Feb	Jan
Jan	Dec
Dec	Nov
Nov	Oct
Oct	Sep
Sep	Aug
Aug	Jul
Jul	Jun
Jun	May
0.0355	0.0355
0.0355	0.0355
0.0355	0.0355
0.0355	0.0355
0.0355	0.0355
0.0355	0.0355
0.0355	0.0355
0.0355	0.0355
0.0355	0.0355
0.0355	0.0355

TOP EQUITY HOLDINGS %

iShares iBoxx \$ High Yield Corporate Bond ETF	4.1
Calfrac Well Services Ltd.	0.1
First Quantum Minerals Ltd., 9.375% Mar. 01 29	0.1
Total allocation in top holdings	4.3

[1] For the period ended 2023-06-30. [2] This Monthly distribution is fixed but not guaranteed and may be adjusted from time to time at the discretion of the fund manager. [3] The yield is determined by annualizing the fixed distribution rate and does not include any distributions in excess of the fixed distribution rate that may be paid at the fund's year-end. [4] Risk rating measures the degree of uncertainty that an investor can handle regarding fluctuations in the value of their portfolio. The amount of risk associated with any particular investment depends largely on your own personal circumstances including your time horizon, liquidity needs, portfolio size, income, investment knowledge and attitude toward price fluctuations. Investors should consult their financial advisor before making a decision as to whether this pool is a suitable investment for them.

FIXED INCOME**DYNAMIC ACTIVE CREDIT STRATEGIES PRIVATE POOL**

Series FH (USD) • Performance as at April 30, 2024. Holdings as at March 31, 2024.

DYNAMIC
private
INVESTMENT POOLS

Dynamic Private Investment Pools offer affluent investors privileged access to preferential pricing combined with first-class, legitimately active investment management.

Customer Relations Centre

Toll free: 1-800-268-8186

Tel: 514-908-3212 (English)
514-908-3217 (French)Fax: 416-363-4179 or
1-800-361-4768Email: service@dynamic.ca**Ontario (Head Office)**40 Temperance Street, 16th Floor
Toronto, ON M5H 0B4

Toll free: 1-866-977-0477

Tel: 416-363-5621

Eastern Canada1200 McGill College Ave., Ste. 2300
Montreal, QC H3B 4G7**Western Canada**Suite 1130
685 Center Street South
Calgary, AB T2G 2C7Four Bentall Centre
1055 Dunsmuir St., Ste. 3434
P.O. Box 49217
Vancouver, BC V7X 1K8**CREDIT QUALITY OF PORTFOLIO**

AAA 12.0%	AA 2.7%	A 7.3%
BBB 12.6%	BB 36.8%	B 25.5%
CCC 3.1%	CC 0.0%	D 0.0%
NR 0.1%		

TOP 10 ISSUERS %

Dynamic Active Discount Bond ETF	6.7
Enbridge	4.7
Dynamic Active Discount Bond ETF	4.2
Parkland Fuel Corp	3.2
Ishares IBOXX H/Y Corp Bond ETF	2.4
Precision Drilling Corp	2.1
Nationstar Mtg Hld Inc.	2.1
Northland Power Inc.	2.0
Iron Mountain Canada	2.0
Pennymac Fin Svcs Inc.	1.9

Total allocation in top holdings**31.1****DYNAMIC PREFERRED PRICING**

Management fee rates are applied back to dollar one

Fund Value	%
\$0K - \$250K	0.650%
\$250K - \$1M	0.575%
\$1M - \$5M	0.525%
\$5M+	0.475%

Distributions may consist of net income, dividends, net realized capital gains, and/or return of capital. Distributions are not guaranteed and investors should not confuse a fund's distribution yield with its performance or rate of return.

Commissions, trailing commissions, management fees and expenses all may be associated with investments in pools. Please read the prospectus before investing.

The indicated rates of return are the historical annual compounded total returns including changes in units [share] value and reinvestment of all distributions [dividends] and do not take into account sales, redemption, distribution or optional charges or income taxes payable by any security holder that would have reduced returns. The rates of return are used only to illustrate the effects of the compound growth rate and are not intended to reflect future values of the pool or returns on investment in the pool. Investments in pools are not guaranteed, their values change frequently and past performance may not be repeated.

dynamic.ca/f/1806