

FIXED INCOME

# DYNAMIC TOTAL RETURN BOND FUND <sup>1</sup>

Series G • Performance as at March 31, 2024. Holdings as at March 31, 2024.

**ROMAS BUDD MBA, BSc. Hons**

Senior Portfolio Manager: 6.0 years on fund

**PHILIPPE NOLET B. Eng., M.Sc., CFA, FRM**

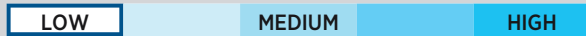
Portfolio Manager: 5.1 years on fund

**ROSE DEVL I B. Comm (Hons.), M. Fin., CFA**

Portfolio Manager: 4.2 years on fund

INCEPTION	<b>2011 January</b>
NET ASSETS	<b>\$3.43B</b>
HOLDINGS	<b>157</b>
MER <sup>2</sup>	<b>1.74%</b>
MANAGEMENT FEE	<b>1.5%</b>
NAV	<b>\$7.18</b>
STANDARD DEVIATION	<b>6.83% over 3 years</b>
R <sup>2</sup>	<b>0.96</b>
DISTRIBUTIONS	<b>\$0.0197 monthly<sup>3</sup></b>
YIELD	<b>3.3% based on NAV<sup>4</sup></b>
DURATION	<b>4.26 year(s)</b>

**RISK RATING<sup>5</sup>**



**FIXED INCOME CHARACTERISTICS**

Yield to Maturity (%)	4.44
Current yield (%)	3.59
Duration (years)	4.26
Credit Duration (years)	3.98
Average credit rating	A+
Weighted Average Price (\$)	95.63
Average Coupon (%)	3.43

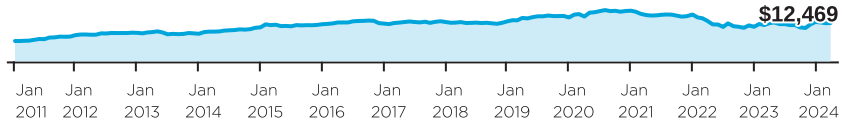
**FUND CODES (Prefix: DYN)**

Series	FE	LL	LL2	DSC	No load
A	2560	2561 <sup>6</sup>	7006 <sup>6</sup>	2562 <sup>6</sup>	
DCAF	2563	2564 <sup>6</sup>		2565 <sup>6</sup>	
A (USD)	2566 <sup>6</sup>	2567 <sup>6</sup>		2568 <sup>6</sup>	
F					2569
F (USD)					2573 <sup>6</sup>
FH (USD)					2626
FT					2559
G	2560G <sup>6</sup>	2561G <sup>6</sup>		2562G <sup>6</sup>	
H (USD)	2623	2624 <sup>6</sup>		2625 <sup>6</sup>	
I					2575
T	2558				

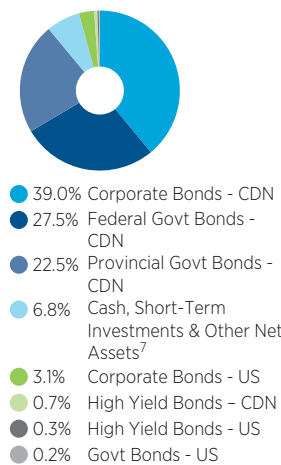
**WHY INVEST IN DYNAMIC TOTAL RETURN BOND FUND ?**

- Gain access to an investment strategy emphasizing fundamental and technical analysis with the objective of generating risk adjusted total returns
- The managers will develop a tactical and strategic view on interest rates as well as the shape of the yield curve and position the portfolio accordingly
- Flexible mandate allows for tactically trading positions to seek additional growth through capital gains in addition to interest income
- Strategies to mitigate risk include active security selection, sector diversification, yield curve and duration management and portfolio diversification around interest rate volatility

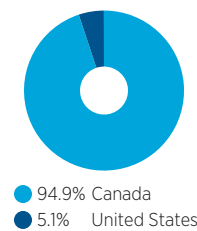
**GROWTH OF \$10,000**



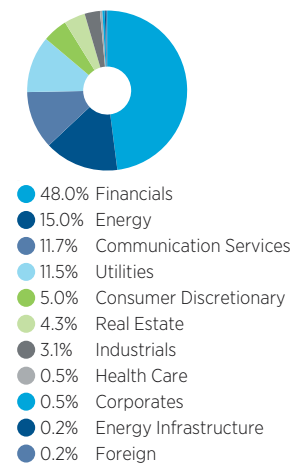
**ASSET ALLOCATION**



**GEOGRAPHIC ALLOCATION**



**SECTOR ALLOCATION**



**CALENDAR RETURNS %**

YTD	2023	2022	2021	2020	2019	2018	2017	2016
-1.1	5.6	-12.4	-3.7	7.0	4.2	0.7	1.8	0.7

**COMPOUND RETURNS %**

1 mo	3 mo	6 mo	YTD	1 yr	3 yrs	5 yrs	10 yrs	Incep
0.3	-1.1	5.1	-1.1	0.3	-2.7	-1.1	1.0	1.7

**HISTORICAL DISTRIBUTIONS (\$/unit)**

2024			2023								
Mar	Feb	Jan	Dec	Nov	Oct	Sep	Aug	Jul	Jun	May	Apr
0.0197	0.0197	0.0197	0.0176	0.0176	0.0176	0.0176	0.0176	0.0176	0.0176	0.0176	0.0176

The benchmark used for analytics for this fund is FTSE Canada Universe Bond Index.

[1] Name change as of November 2017. Formerly Dynamic Aurion Total Return Bond Fund. [2] For the period ended 2023-06-30. [3] This Monthly distribution is fixed but not guaranteed and may be adjusted from time to time at the discretion of the fund manager. [4] The yield is determined by annualizing the fixed distribution rate and does not include any distributions in excess of the fixed distribution rate that may be paid at the fund's year-end. [5] Risk rating measures the degree of uncertainty that an investor can handle regarding fluctuations in the value of their portfolio. The amount of risk associated with any particular investment depends largely on your own personal circumstances including your time horizon, liquidity needs, portfolio size, income, investment knowledge and attitude toward price fluctuations. Investors should consult their financial advisor before making a decision as to whether this mutual fund is a suitable investment for them. [6] Not available for purchases, switches out only. [7] Freely tradable cash

**DYNAMIC TOTAL RETURN BOND FUND <sup>1</sup>**

Series G • Performance as at March 31, 2024. Holdings as at March 31, 2024.

Dynamic Funds is a leading Canadian investment company offering a comprehensive range of investment services, including mutual funds, tax-advantaged products and customized high net-worth programs.

**Customer Relations Centre**

Toll free: 1-800-268-8186

Tel: 514-908-3212 (English)  
514-908-3217 (French)Fax: 416-363-4179 or  
1-800-361-4768Email: [service@dynamic.ca](mailto:service@dynamic.ca)**Ontario (Head Office)**40 Temperance Street, 16th Floor  
Toronto, ON M5H 0B4

Toll free: 1-866-977-0477

Tel: 416-363-5621

**Eastern Canada**1200 McGill College Ave., Ste. 2300  
Montreal, QC H3B 4G7**Western Canada**Suite 1130  
685 Center Street South  
Calgary, AB T2G 2C7Four Bentall Centre  
1055 Dunsmuir St., Ste. 3434  
P.O. Box 49217  
Vancouver, BC V7X 1K8**TOP BOND HOLDINGS %**

Government of Canada, 3.00% Jun. 01 34	11.2
Canada Housing Trust, 3.650% Jun. 15 33	6.4
Province of Ontario, 3.650% Jun. 02 33	4.6
Government of Canada, 3.250% Dec. 01 33	3.3
Province of Ontario, 2.70% Jun. 02 29	2.8
Government of Canada, 1.00% Sep. 01 26	2.4
Province of Quebec, 3.25% Sep. 01 32	2.3
Government of Canada, 1.75% Dec. 01 53	2.2
Province of Ontario, 2.55% Dec. 02 52	2.1
Province of Quebec, 2.85% Dec. 01 53	1.9
<b>Total allocation in top holdings</b>	<b>39.2</b>

**CREDIT QUALITY OF PORTFOLIO**

AAA 35.1%	AA 22.6%	A 15.1%
BBB 26.2%	BB 1.0%	B-N/R 0.0%

Commissions, trailing commissions, management fees and expenses all may be associated with mutual fund investments. Please read the prospectus before investing. The indicated rates of return are the historical annual compounded total returns including changes in units [share] value and reinvestment of all distributions [dividends] and do not take into account sales, redemption, distribution or optional charges or income taxes payable by any security holder that would have reduced returns. The rates of return are used only to illustrate the effects of the compound growth rate and are not intended to reflect future values of the mutual fund or returns on investment in the mutual fund. Investments in mutual funds are not guaranteed, their values change frequently and past performance may not be repeated.

$R^2$  is a measurement out of 100 that shows the extent to which a portfolio's movements can be explained by the benchmark's movements.

Standard deviation is a measure of volatility; it shows how broadly the Fund's returns have varied over a given time period.


[dynamic.ca/f/1630](https://dynamic.ca/f/1630)