

# DYNAMICEDGE GROWTH CLASS PORTFOLIO

Series F • Performance as at March 31, 2024. Holdings as at March 31, 2024.

**CRAIG MADDOCK CFA, MBA, CFP, FICB**

Portfolio Manager: 1.9 years on fund

**YUKO GIRARD CFA, MBA, CAIA, FRM**

Portfolio Manager: 1.9 years on fund

**WESLEY BLIGHT CFA**

Portfolio Manager: 1.9 years on fund

**MARK FAIRBAIRN CFA**

Portfolio Manager: 1.9 years on fund

**IAN TAYLOR CFA, CAIA**

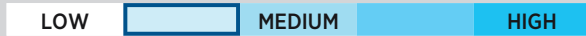
Portfolio Manager: 1.9 years on fund

**JENNY WANG CFA, MA**

Portfolio Manager: On Fund since January 2024

INCEPTION	<b>2008 February</b>
NET ASSETS	<b>\$122.84M</b>
HOLDINGS	<b>762</b>
MER <sup>1</sup>	<b>1.28%</b>
MANAGEMENT FEE	<b>1%</b>
NAV	<b>\$22.59</b>
STANDARD DEVIATION	<b>11.38% over 3 years</b>
R <sup>2</sup>	<b>0.93</b>

**RISK RATING<sup>2</sup>**



**CURRENT WEIGHTINGS (%)**

Dynamic Power Global Growth Fund	14.5
Dynamic Global Equity Fund	14.4
Dynamic Global Dividend Fund	14.2
Dynamic Total Return Bond Fund	10.6
Dynamic Global Equity Income Fund	9.5
Dynamic Power Canadian Growth Fund	7.8
Dynamic Dividend Fund	6.5
Dynamic Global Infrastructure Fund	5.7
Dynamic Value Fund Of Canada	4.5
Dynamic Canadian Bond Fund	2.9
Dynamic Power Small Cap Fund	2.3
Dynamic High Yield Bond Fund	2.0
Dynamic Corporate Bond Strategies Fund	1.9
Dynamic Credit Spectrum Fund	1.9
Dynamic Small Business Fund	1.0

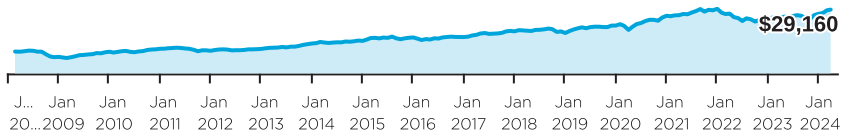
**FUND CODES (Prefix: DYN)**

Series	FE	LL	LL2	DSC	No load
A	1870	1871 <sup>3</sup>	7148 <sup>3</sup>	1872 <sup>3</sup>	
DCAF	1880	1881 <sup>3</sup>		1882 <sup>3</sup>	
A (USD)	1883	1884 <sup>3</sup>		1885 <sup>3</sup>	
F					1873
F (USD)					1886
FT					1878
I					1874
I (USD)					1887

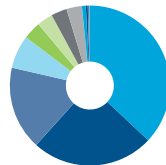
**WHY INVEST IN DYNAMICEDGE GROWTH CLASS PORTFOLIO ?**

- Access a diversified portfolio of actively-managed Dynamic funds.
- Achieve long-term capital growth through the portfolio's target mix of 20% in fixed-income funds and 80% equity funds.

**GROWTH OF \$10,000**

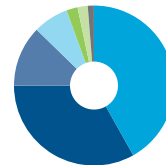


**ASSET ALLOCATION**



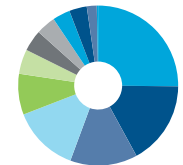
- 37.0% Common Stocks-US
- 24.7% Common Stocks-Foreign
- 16.9% Common Stocks-CDN
- 6.7% Corporate Bonds - CDN
- 3.6% Federal Govt Bonds - CDN
- 3.2% Foreign Bonds & Debentures
- 3.2% Cash, Short-Term Investments & Other Net Assets
- 3.1% Provincial Govt Bonds - CDN
- 0.8% Canadian - Foreign Pay Bonds
- 0.4% Mutual Funds - Canadian Income
- 0.3% Mutual Funds - Foreign Income
- 0.1% Other

**GEOGRAPHIC ALLOCATION**



- 40.5% United States
- 32.1% Canada
- 11.9% Continental Europe
- 6.9% Emerging Markets
- 2.2% United Kingdom
- 2.0% Pacific
- 1.2% Japan

**SECTOR ALLOCATION**



- 19.8% Information Technology
- 13.3% Financials
- 10.7% Industrials
- 10.6% Consumer Discretionary
- 6.5% Health Care
- 3.9% Energy
- 3.4% Communication Services
- 3.1% Materials
- 2.8% Consumer Staples
- 2.8% Utilities
- 1.6% Real Estate
- 0.2% Other

**CALENDAR RETURNS %**

YTD	2023	2022	2021	2020	2019	2018	2017	2016
<b>7.2</b>	<b>10.6</b>	<b>-16.7</b>	<b>12.1</b>	<b>20.4</b>	<b>18.5</b>	<b>-3.9</b>	<b>15.7</b>	<b>1.0</b>

**COMPOUND RETURNS %**

1 mo	3 mo	6 mo	YTD	1 yr	3 yrs	5 yrs	10 yrs	Incep
<b>1.2</b>	<b>7.2</b>	<b>15.9</b>	<b>7.2</b>	<b>13.9</b>	<b>3.1</b>	<b>7.2</b>	<b>7.5</b>	<b>6.9</b>

**HISTORICAL DISTRIBUTIONS (\$/unit)**

2024			2023								
Mar	Feb	Jan	Dec	Nov	Oct	Sep	Aug	Jul	Jun	May	Apr
-	-	-	<b>0.0979</b>	-	-	-	-	-	-	-	-

The benchmark used for analytics for this fund is 25% S&P/TSX Composite Index/ 55% Solactive GBS Developed Market Large & Mid Cap Index/ 20% FTSE Canada Universe Bond Index.

[1] For the period ended 2023-06-30. [2] Risk rating measures the degree of uncertainty that an investor can handle regarding fluctuations in the value of their portfolio. The amount of risk associated with any particular investment depends largely on your own personal circumstances including your time horizon, liquidity needs, portfolio size, income, investment knowledge and attitude toward price fluctuations. Investors should consult their financial advisor before making a decision as to whether this mutual fund is a suitable investment for them. [3] Not available for purchases, switches out only.

# DYNAMICEDGE GROWTH CLASS PORTFOLIO

Series F • Performance as at March 31, 2024. Holdings as at March 31, 2024.

## TOP 5 HOLDINGS OF UNDERLYING FUNDS<sup>4</sup> (as at March 31, 2024)

### CANADIAN EQUITY

Target: 22.00%

#### Dynamic Dividend Fund

• Target: 6.50%

Royal Bank of Canada  
Toronto-Dominion Bank (The)  
Enbridge Inc.  
Canadian Natural Resources Limited  
Microsoft Corporation

#### Dynamic Power Canadian Growth Fund

• Target: 7.75%

NVIDIA Corporation  
TFI International Inc.  
Microsoft Corporation  
Alphabet Inc., Class "C"  
Intact Financial Corporation

#### Dynamic Power Small Cap Fund

• Target: 2.25%

TFI International Inc.  
Aritzia Inc., Subordinated Voting  
Trisura Group Ltd.  
goeasy Ltd.  
Richelieu Hardware Ltd.

#### Dynamic Small Business Fund

• Target: 1.00%

Spin Master Corp.  
Element Fleet Management Corp.  
Jamieson Wellness Inc.  
FirstService Corporation  
Brown & Brown, Inc.

#### Dynamic Value Fund Of Canada

• Target: 4.50%

Power Corporation of Canada  
Onex Corporation  
Royal Bank of Canada  
PrairieSky Royalty Ltd.  
Boardwalk Real Estate Investment Trust

### GLOBAL EQUITY

Target: 58.00%

#### Dynamic Global Dividend Fund

• Target: 14.75%

Meta Platforms, Inc., Class "A"  
Microsoft Corporation  
Amazon.com, Inc.  
NVIDIA Corporation  
JPMorgan Chase & Co.

#### Dynamic Global Equity Fund

• Target: 14.75%

Techtronic Industries Company Limited  
Microsoft Corporation  
TJX Companies, Inc. (The)  
adidas AG  
Ross Stores, Inc.

#### Dynamic Global Equity Income Fund, Series "O"

• Target: 9.75%

Microsoft Corporation  
SAP SE  
Visa Inc., Class "A"  
Amazon.com, Inc.  
Shell PLC

#### Dynamic Global Infrastructure Fund

• Target: 5.75%

TC Energy Corporation  
Enbridge Inc.  
Alerian MLP ETF  
Crown Castle International Corp.  
Union Pacific Corporation

#### Dynamic Power Global Growth Fund

• Target: 13.00%

CrowdStrike Holdings, Inc., Class "A"  
Datadog, Inc., Class "A"  
MongoDB, Inc.  
Spotify Technology S.A.  
Uber Technologies, Inc.

### FIXED INCOME

Target: 20.00%

#### Dynamic Canadian Bond Fund

• Target: 3.00%

Dynamic Short Term Credit PLUS Fund, Series "O"  
Government of Canada, 2.750% Jun. 01 33  
Scotia Mortgage Income Fund, Series "I"  
Province of Ontario, 2.65% Dec. 02 50  
Province of Quebec, 3.10% Dec. 01 51

#### Dynamic Corporate Bond Strategies Fund

• Target: 2.00%

1832 AM U.S. \$ Investment Grade U.S. Corporate Bond Pool, Series "I"  
Enbridge Inc., 5.375% Sep. 27 77  
AerCap Ireland Capital Designated Activity Company/ Global Aviation Trust, 3.30% Jan. 30 32  
Inter Pipeline Ltd., 3.983% Nov. 25 31  
Rogers Communications Inc., 5.00% Dec. 17 81

#### Dynamic Credit Spectrum Fund

• Target: 2.00%

Dynamic Active Discount Bond ETF  
Parkland Corporation, 4.50% Oct. 01 29  
Government of Canada, 1.75% Dec. 01 53  
Northland Power Inc., 9.250% Jun. 30 83  
Province of Ontario, 1.90% Dec. 02 51

#### Dynamic High Yield Bond Fund

• Target: 2.00%

iShares iBoxx \$ High Yield Corporate Bond ETF  
Northland Power Inc., 9.250% Jun. 30 83  
Precision Drilling Corporation, 6.875% Jan. 15 29  
Parkland Corporation, 4.50% Oct. 01 29  
Baytex Energy Corp., 8.50% Apr. 30 30

#### Dynamic Total Return Bond Fund

• Target: 11.00%

Government of Canada, 3.00% Jun. 01 34  
Canada Housing Trust, 3.650% Jun. 15 33  
Province of Ontario, 3.650% Jun. 02 33  
Government of Canada, 3.250% Dec. 01 33  
Province of Ontario, 2.70% Jun. 02 29

[4] Dynamic Power Global Growth Class Top 5 holdings shown are as at previous month-end. Target portfolio weights shown are as of December 31, 2022, and are subject to change.

**DYNAMICEDGE GROWTH CLASS PORTFOLIO**

Series F • Performance as at March 31, 2024. Holdings as at March 31, 2024.

Series	FE	LL	LL2	DSC	No load
IT					1879
T	1875	1876 <sup>3</sup>	7149 <sup>3</sup>	1877 <sup>3</sup>	

Dynamic Funds is a leading Canadian investment company offering a comprehensive range of investment services, including mutual funds, tax-advantaged products and customized high net-worth programs.

**Customer Relations Centre**

**Toll free:** 1-800-268-8186  
**Tel:** 514-908-3212 (English)  
 514-908-3217 (French)  
**Fax:** 416-363-4179 or  
 1-800-361-4768  
**Email:** service@dynamic.ca

**Ontario (Head Office)**

40 Temperance Street, 16th Floor  
 Toronto, ON M5H 0B4  
**Toll free:** 1-866-977-0477  
**Tel:** 416-363-5621

**Eastern Canada**

1200 McGill College Ave., Ste. 2300  
 Montreal, QC H3B 4G7

**Western Canada**

Suite 1130  
 685 Center Street South  
 Calgary, AB T2G 2C7

Four Bentall Centre  
 1055 Dunsmuir St., Ste. 3434  
 P.O. Box 49217  
 Vancouver, BC V7X 1K8

**DYNAMIC PREFERRED PRICING**

Management fee rates are applied back to dollar one

Fund Value	%
\$0K - \$250K	1.000%
\$250K - \$1M	0.900%
\$1M - \$5M	0.825%
\$5M+	0.775%

Commissions, trailing commissions, management fees and expenses all may be associated with mutual fund investments. Please read the prospectus before investing. The indicated rates of return are the historical annual compounded total returns including changes in units [share] value and reinvestment of all distributions [dividends] and do not take into account sales, redemption, distribution or optional charges or income taxes payable by any security holder that would have reduced returns. The rates of return are used only to illustrate the effects of the compound growth rate and are not intended to reflect future values of the mutual fund or returns on investment in the mutual fund. Investments in mutual funds are not guaranteed, their values change frequently and past performance may not be repeated.

$R^2$  is a measurement out of 100 that shows the extent to which a portfolio's movements can be explained by the benchmark's movements.

Standard deviation is a measure of volatility; it shows how broadly the Fund's returns have varied over a given time period.


[dynamic.ca/f/1488](https://dynamic.ca/f/1488)