

DYNAMICEDGE BALANCED GROWTH CLASS PORTFOLIO

Series I (USD) • Performance as at March 31, 2024. Holdings as at March 31, 2024.

CRAIG MADDOCK CFA, MBA, CFP, FICB

Portfolio Manager: 1.9 years on fund

YUKO GIRARD CFA, MBA, CAIA, FRM

Portfolio Manager: 1.9 years on fund

WESLEY BLIGHT CFA

Portfolio Manager: 1.9 years on fund

MARK FAIRBAIRN CFA

Portfolio Manager: 1.9 years on fund

IAN TAYLOR CFA, CAIA

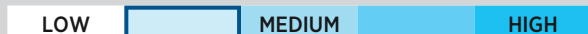
Portfolio Manager: 1.9 years on fund

JENNY WANG CFA, MA

Portfolio Manager: On Fund since January 2024

INCEPTION	2008 February
NET ASSETS	\$217.80M
HOLDINGS	762
MER ¹	0.17%
MANAGEMENT FEE	0.9%
NAV	\$16.93 USD

RISK RATING²



CURRENT WEIGHTINGS (%)

Dynamic Total Return Bond Fund	18.9
Dynamic Global Equity Fund	12.6
Dynamic Power Global Growth Fund	11.4
Dynamic Global Dividend Fund	9.4
Dynamic Global Equity Income Fund	9.0
Dynamic Dividend Fund	6.3
Dynamic Power Canadian Growth Fund	5.5
Dynamic Canadian Bond Fund	5.2
Dynamic Global Infrastructure Fund	4.8
Dynamic High Yield Bond Fund	3.5
Dynamic Value Fund Of Canada	3.5
Dynamic Corporate Bond Strategies Fund	3.5
Dynamic Credit Spectrum Fund	3.5
Dynamic Small Business Fund	1.8
Dynamic Power Small Cap Fund	1.0

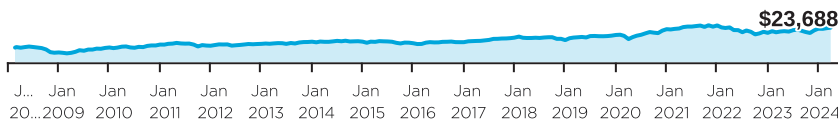
FUND CODES (Prefix: DYN)

Series	FE	LL	LL2	DSC	No load
A	1850	1851 ³	7135 ³	1852 ³	
DCAF	1860	1861 ³		1862 ³	
A (USD)	1863	1864 ³		1865 ³	
F					1853
F (USD)					1866
FT					1858
G	1850G ³	1851G ³		1852G ³	
I					1854 ³
I (USD)					1867 ³
IT					1859 ³

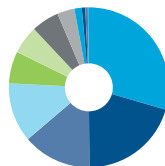
WHY INVEST IN DYNAMICEDGE BALANCED GROWTH CLASS PORTFOLIO ?

- Access a diversified portfolio of actively managed Dynamic funds.
- Achieve a degree of long-term capital growth through the portfolio's target mix of 35% fixed income and 65% equity funds.

GROWTH OF \$10,000

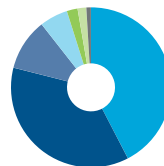


ASSET ALLOCATION



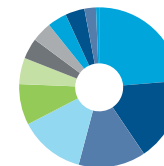
- 29.5% Common Stocks-US
- 20.4% Common Stocks-Foreign
- 13.9% Common Stocks-CDN
- 12.0% Corporate Bonds - CDN
- 6.5% Federal Govt Bonds - CDN
- 5.7% Foreign Bonds & Debentures
- 5.6% Provincial Govt Bonds - CDN
- 3.5% Cash, Short-Term Investments & Other Net Assets
- 1.5% Canadian - Foreign Pay Bonds
- 0.7% Mutual Funds - Canadian Income
- 0.5% Mutual Funds - Foreign Income
- 0.2% Other

GEOGRAPHIC ALLOCATION



- 40.9% Canada
- 35.3% United States
- 10.1% Continental Europe
- 5.5% Emerging Markets
- 2.1% United Kingdom
- 1.7% Pacific
- 0.9% Japan

SECTOR ALLOCATION



- 15.2% Information Technology
- 10.8% Financials
- 8.7% Consumer Discretionary
- 8.5% Industrials
- 5.3% Health Care
- 3.4% Energy
- 2.7% Materials
- 2.6% Communication Services
- 2.5% Consumer Staples
- 2.5% Utilities
- 1.5% Real Estate
- 0.4% Other

CALENDAR RETURNS %

YTD	2023	2022	2021	2020	2019	2018	2017	2016
3.1	14.1	-20.2	11.4	21.3	23.2	-9.9	22.5	5.6

COMPOUND RETURNS %

1 mo	3 mo	6 mo	YTD	1 yr	3 yrs	5 yrs	10 yrs	Incep
1.4	3.1	14.4	3.1	12.5	0.8	6.8	5.4	5.5

HISTORICAL DISTRIBUTIONS (USD\$/unit)

2024			2023								
Mar	Feb	Jan	Dec	Nov	Oct	Sep	Aug	Jul	Jun	May	Apr
-	-	-	0.0578	-	-	-	-	-	-	-	-

[1] For the period ended 2023-06-30. [2] Risk rating measures the degree of uncertainty that an investor can handle regarding fluctuations in the value of their portfolio. The amount of risk associated with any particular investment depends largely on your own personal circumstances including your time horizon, liquidity needs, portfolio size, income, investment knowledge and attitude toward price fluctuations. Investors should consult their financial advisor before making a decision as to whether this mutual fund is a suitable investment for them. [3] Not available for purchases, switches out only.

DYNAMICEDGE BALANCED GROWTH CLASS PORTFOLIO

Series I (USD) • Performance as at March 31, 2024. Holdings as at March 31, 2024.

TOP 5 HOLDINGS OF UNDERLYING FUNDS⁴ (as at March 31, 2024)

CANADIAN EQUITY

Target: 18.00%

Dynamic Dividend Fund

• Target: 6.25%

Royal Bank of Canada

Toronto-Dominion Bank (The)

Enbridge Inc.

Canadian Natural Resources Limited

Microsoft Corporation

Dynamic Value Fund Of Canada

• Target: 3.50%

Power Corporation of Canada

Onex Corporation

Royal Bank of Canada

PrairieSky Royalty Ltd.

Boardwalk Real Estate Investment Trust

Dynamic Power Canadian Growth Fund

• Target: 5.50%

NVIDIA Corporation

TFI International Inc.

Microsoft Corporation

Alphabet Inc., Class "C"

Intact Financial Corporation

Dynamic Power Small Cap Fund

• Target: 1.00%

TFI International Inc.

Aritzia Inc., Subordinated Voting

Trisura Group Ltd.

goeasy Ltd.

Richelieu Hardware Ltd.

Dynamic Small Business Fund

• Target: 1.75%

Spin Master Corp.

Element Fleet Management Corp.

Jamieson Wellness Inc.

FirstService Corporation

Brown & Brown, Inc.

GLOBAL EQUITY

Target: 47.00%

Dynamic Global Dividend Fund

• Target: 9.50%

Meta Platforms, Inc., Class "A"

Microsoft Corporation

Amazon.com, Inc.

NVIDIA Corporation

JPMorgan Chase & Co.

Dynamic Global Equity Fund

• Target: 12.75%

Techtronic Industries Company Limited

Microsoft Corporation

TJX Companies, Inc. (The)

adidas AG

Ross Stores, Inc.

Dynamic Global Equity Income Fund, Series "O"

• Target: 9.00%

Microsoft Corporation

SAP SE

Visa Inc., Class "A"

Amazon.com, Inc.

Shell PLC

Dynamic Global Infrastructure Fund

• Target: 4.75%

TC Energy Corporation

Enbridge Inc.

Alerian MLP ETF

Crown Castle International Corp.

Union Pacific Corporation

Dynamic Power Global Growth Fund

• Target: 11.00%

CrowdStrike Holdings, Inc., Class "A"

Datadog, Inc., Class "A"

MongoDB, Inc.

Spotify Technology S.A.

Uber Technologies, Inc.

FIXED INCOME

Target: 35.00%

Dynamic Canadian Bond Fund

• Target: 5.25%

Dynamic Short Term Credit PLUS Fund, Series "O"

Government of Canada, 2.750% Jun. 01 33

Scotia Mortgage Income Fund, Series "I"

Province of Ontario, 2.65% Dec. 02 50

Province of Quebec, 3.10% Dec. 01 51

Dynamic Corporate Bond Strategies Fund

• Target: 3.50%

1832 AM U.S. \$ Investment Grade U.S. Corporate Bond Pool, Series "I"

Enbridge Inc., 5.375% Sep. 27 77

AerCap Ireland Capital Designated Activity Company/ Global Aviation Trust, 3.30% Jan. 30 32

Inter Pipeline Ltd., 3.983% Nov. 25 31

Rogers Communications Inc., 5.00% Dec. 17 81

Dynamic Credit Spectrum Fund

• Target: 3.50%

Dynamic Active Discount Bond ETF

Parkland Corporation, 4.50% Oct. 01 29

Government of Canada, 1.75% Dec. 01 53

Northland Power Inc., 9.250% Jun. 30 83

Province of Ontario, 1.90% Dec. 02 51

Dynamic High Yield Bond Fund

• Target: 3.50%

iShares iBoxx \$ High Yield Corporate Bond ETF

Northland Power Inc., 9.250% Jun. 30 83

Precision Drilling Corporation, 6.875% Jan. 15 29

Parkland Corporation, 4.50% Oct. 01 29

Baytex Energy Corp., 8.50% Apr. 30 30

Dynamic Total Return Bond Fund

• Target: 19.25%

Government of Canada, 3.00% Jun. 01 34

Canada Housing Trust, 3.650% Jun. 15 33

Province of Ontario, 3.650% Jun. 02 33

Government of Canada, 3.250% Dec. 01 33

Province of Ontario, 2.70% Jun. 02 29

[4] Dynamic Power Global Growth Class Top 5 holdings shown are as at previous month-end. Target portfolio weights shown are as of December 31, 2022, and are subject to change.

DYNAMICEDGE BALANCED GROWTH CLASS PORTFOLIO

Series I (USD) • Performance as at March 31, 2024. Holdings as at March 31, 2024.

Series	FE	LL	LL2	DSC	No load
T	1855	1856 ³	7136 ³	1857 ³	

Dynamic Funds is a leading Canadian investment company offering a comprehensive range of investment services, including mutual funds, tax-advantaged products and customized high net-worth programs.

Customer Relations Centre

Toll free: 1-800-268-8186
 Tel: 514-908-3212 (English)
 514-908-3217 (French)
 Fax: 416-363-4179 or
 1-800-361-4768
 Email: service@dynamic.ca

Ontario (Head Office)

40 Temperance Street, 16th Floor
 Toronto, ON M5H 0B4
 Toll free: 1-866-977-0477
 Tel: 416-363-5621

Eastern Canada

1200 McGill College Ave., Ste. 2300
 Montreal, QC H3B 4G7

Western Canada

Suite 1130
 685 Center Street South
 Calgary, AB T2G 2C7

Four Bentall Centre
 1055 Dunsmuir St., Ste. 3434
 P.O. Box 49217
 Vancouver, BC V7X 1K8

DYNAMIC PREFERRED PRICING

Management fee rates are applied back to dollar one

Fund Value	%
\$0K - \$250K	0.900%
\$250K - \$1M	0.825%
\$1M - \$5M	0.775%
\$5M+	0.725%

Commissions, trailing commissions, management fees and expenses all may be associated with mutual fund investments. Please read the prospectus before investing. The indicated rates of return are the historical annual compounded total returns including changes in units [share] value and reinvestment of all distributions [dividends] and do not take into account sales, redemption, distribution or optional charges or income taxes payable by any security holder that would have reduced returns. The rates of return are used only to illustrate the effects of the compound growth rate and are not intended to reflect future values of the mutual fund or returns on investment in the mutual fund. Investments in mutual funds are not guaranteed, their values change frequently and past performance may not be repeated.



dynamic.ca/f/1474