

GLOBAL BALANCED

DYNAMICEDGE BALANCED CLASS PORTFOLIO

Series F • Performance as at April 30, 2024. Holdings as at April 30, 2024.

CRAIG MADDOCK CFA, MBA, CFP, FICB  
Portfolio Manager: 2.0 years on fund

YUKO GIRARD CFA, MBA, CAIA, FRM  
Portfolio Manager: 2.0 years on fund

WESLEY BLIGHT CFA  
Portfolio Manager: 2.0 years on fund

MARK FAIRBAIRN CFA  
Portfolio Manager: 2.0 years on fund

IAN TAYLOR CFA, CAIA  
Portfolio Manager: 2.0 years on fund

JENNY WANG CFA, MA  
Portfolio Manager: On Fund since January 2024

INCEPTION	2008 February
NET ASSETS	\$227.90M
HOLDINGS	932
MER <sup>1</sup>	1.06%
MANAGEMENT FEE	0.8%
NAV	\$18.40
STANDARD DEVIATION	8.99% over 3 years
R <sup>2</sup>	0.98

RISK RATING<sup>2</sup>

LOW		MEDIUM	HIGH
-----	--	--------	------

CURRENT WEIGHTINGS (%)

Dynamic Total Return Bond Fund	22.7
Dynamic Canadian Bond Fund	15.0
Dynamic Global Equity Fund	10.8
Dynamic Global Equity Income Fund	8.2
Dynamic Dividend Fund	6.2
Dynamic Global Dividend Fund	6.2
Dynamic Power Global Growth Fund	5.1
Dynamic Corporate Bond Strategies Fund	5.0
Dynamic Credit Spectrum Fund	5.0
Dynamic Power Canadian Growth Fund	3.7
Dynamic Global Infrastructure Fund	3.7
Dynamic High Yield Bond Fund	2.5
Dynamic Value Fund Of Canada	2.5
Dynamic Premium Yield Fund	1.7
Dynamic Small Business Fund	1.5

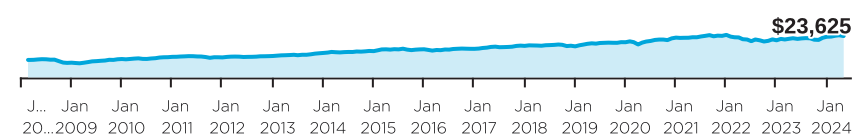
FUND CODES (Prefix: DYN)

Series	FE	LL	LL2	DSC	No load
A	1820	1821 <sup>3</sup>	7133 <sup>3</sup>	1822 <sup>3</sup>	
DCAF	1830	1831 <sup>3</sup>		1832 <sup>3</sup>	
A (USD)	1833	1834 <sup>3</sup>		1835 <sup>3</sup>	
F					1823
F (USD)					1836
FT					1828
G	1820G <sup>3</sup>	1821G <sup>3</sup>		1822G <sup>3</sup>	
I					1824 <sup>3</sup>

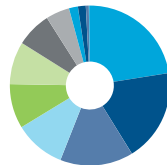
WHY INVEST IN DYNAMICEDGE BALANCED CLASS PORTFOLIO ?

- Access a diversified portfolio of actively managed Dynamic funds.
- Achieve a balance of income and long-term capital growth through the portfolio's target mix of 50% fixed income and 50% equity funds.

GROWTH OF \$10,000

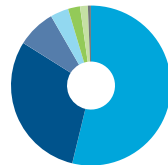


ASSET ALLOCATION



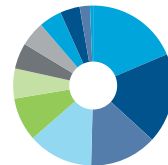
- 22.5% Common Stocks-US
- 18.7% Corporate Bonds - CDN
- 14.8% Common Stocks-Foreign
- 10.3% Common Stocks-CDN
- 9.0% Federal Govt Bonds - CDN
- 8.6% Provincial Govt Bonds - CDN
- 7.1% Foreign Bonds & Debentures
- 4.8% Cash, Short-Term Investments & Other Net Assets
- 1.8% Mutual Funds - Canadian Income
- 1.6% Canadian - Foreign Pay Bonds
- 0.6% Mutual Funds - Foreign Income
- 0.2% Other

GEOGRAPHIC ALLOCATION



- 51.2% Canada
- 28.7% United States
- 7.4% Continental Europe
- 3.5% Emerging Markets
- 2.3% United Kingdom
- 1.5% Pacific
- 0.6% Japan

SECTOR ALLOCATION



- 8.9% Financials
- 8.7% Information Technology
- 6.5% Consumer Discretionary
- 6.3% Industrials
- 4.2% Health Care
- 2.9% Energy
- 2.5% Materials
- 2.4% Utilities
- 2.2% Consumer Staples
- 1.9% Communication Services
- 1.0% Real Estate
- 0.3% Other

CALENDAR RETURNS %

YTD	2023	2022	2021	2020	2019	2018	2017	2016
1.7	9.6	-12.8	6.8	13.1	13.3	-1.5	10.3	1.5

COMPOUND RETURNS %

1 mo	3 mo	6 mo	YTD	1 yr	3 yrs	5 yrs	10 yrs	Incep
-2.0	1.3	10.3	1.7	5.6	1.0	3.9	5.2	5.5

HISTORICAL DISTRIBUTIONS (\$/unit)

2024	2023										
Apr	Mar	Feb	Jan	Dec	Nov	Oct	Sep	Aug	Jul	Jun	May
-	-	-	-	0.0553	-	-	-	-	-	-	-

The benchmark used for analytics for this fund is 15% S&P/TSX Composite Index/ 35% Solactive GBS Developed Market Large & Mid Cap Index/ 50% FTSE Canada Universe Bond Index.

[1] For the period ended 2023-06-30. [2] Risk rating measures the degree of uncertainty that an investor can handle regarding fluctuations in the value of their portfolio. The amount of risk associated with any particular investment depends largely on your own personal circumstances including your time horizon, liquidity needs, portfolio size, income, investment knowledge and attitude toward price fluctuations. Investors should consult their financial advisor before making a decision as to whether this mutual fund is a suitable investment for them. [3] Not available for purchases, switches out only.

GLOBAL BALANCED

DYNAMICEDGE BALANCED CLASS PORTFOLIO

Series F • Performance as at April 30, 2024. Holdings as at April 30, 2024.

TOP 5 HOLDINGS OF UNDERLYING FUNDS<sup>4</sup> (as at April 30, 2024)

CANADIAN EQUITY Target: 14.00%			
Dynamic Dividend Fund • Target: 6.25%	Dynamic Power Canadian Growth Fund • Target: 3.75%	Dynamic Small Business Fund • Target: 1.50%	Dynamic Value Fund Of Canada • Target: 2.50%
Royal Bank of Canada	NVIDIA Corporation	Element Fleet Management Corp.	Power Corporation of Canada
Toronto-Dominion Bank (The)	TFI International Inc.	Spin Master Corp.	Onex Corporation
Enbridge Inc.	Alphabet Inc., Class "C"	Jamieson Wellness Inc.	Royal Bank of Canada
Canadian Natural Resources Limited	Microsoft Corporation	FirstService Corporation	Toronto-Dominion Bank (The)
Microsoft Corporation	Intact Financial Corporation	Brown & Brown, Inc.	Enbridge Inc.
FOREIGN EQUITY Target: 36.00%			
Dynamic Global Dividend Fund • Target: 6.25%	Dynamic Global Equity Fund • Target: 10.75%	Dynamic Global Equity Income Fund, Series "O" • Target: 8.25%	Dynamic Global Infrastructure Fund • Target: 3.75%
Alphabet Inc., Class "A"	Techtronic Industries Company Limited	Microsoft Corporation	Alerian MLP ETF
Amazon.com, Inc.	adidas AG	Visa Inc., Class "A"	NextEra Energy, Inc.
NVIDIA Corporation	Grupo Mexico SAB de CV, Series "B"	Shell PLC	Dominion Energy, Inc.
Microsoft Corporation	TJX Companies, Inc. (The)	Amazon.com, Inc.	Entergy Corporation
JPMorgan Chase & Co.	Microsoft Corporation	SAP SE	Southern Company (The)
Dynamic Power Global Growth Fund • Target: 5.25%	Dynamic Premium Yield Fund • Target: 1.75%		
CrowdStrike Holdings, Inc., Class "A"	Amazon.com, Inc.		
Datadog, Inc., Class "A"	UnitedHealth Group Incorporated		
Samsara Inc. Class A	Medtronic PLC		
Spotify Technology S.A.	Microsoft Corporation		
Cloudflare, Inc., Class "A"	Dynamic Premium Yield PLUS Fund, Series "O"		
FIXED INCOME Target: 50.00%			
Dynamic Canadian Bond Fund • Target: 15.00%	Dynamic Corporate Bond Strategies Fund • Target: 5.00%	Dynamic Credit Spectrum Fund • Target: 5.00%	Dynamic High Yield Bond Fund • Target: 2.50%
Dynamic Short Term Credit PLUS Fund, Series "O"	1832 AM U.S. \$ Investment Grade U.S. Corporate Bond Pool, Series "I"	Dynamic Active Discount Bond ETF	iShares iBoxx \$ High Yield Corporate Bond ETF
Government of Canada, 2.750% Jun. 01 33	Brookfield Infrastructure Finance ULC, 3.41% Oct. 09 29	Government of Canada, 1.75% Dec. 01 53	Northland Power Inc., 9.250% Jun. 30 83
Scotia Mortgage Income Fund, Series "I"	Enbridge Inc., 5.375% Sep. 27 77	Parkland Corporation, 4.50% Oct. 01 29	Precision Drilling Corporation, 6.875% Jan. 15 29
Province of Ontario, 2.65% Dec. 02 50	Inter Pipeline Ltd., 3.983% Nov. 25 31	Government of Canada, 2.00% Jun. 01 32	Parkland Corporation, 4.50% Oct. 01 29
Province of Quebec, 3.10% Dec. 01 51	AerCap Ireland Capital Designated Activity Company/ Global Aviation Trust, 3.30% Jan. 30 32	Northland Power Inc., 9.250% Jun. 30 83	PennyMac Financial Services, Inc., 5.75% Sep. 15 31
Dynamic Total Return Bond Fund • Target: 22.50%			
Government of Canada, 3.00% Jun. 01 34			
Canada Housing Trust, 3.650% Jun. 15 33			
Province of Ontario, 3.650% Jun. 02 33			
Government of Canada, 3.250% Dec. 01 33			
Province of Ontario, 2.70% Jun. 02 29			

[4] Dynamic Power Global Growth Class Top 5 holdings shown are as at previous month-end. Target portfolio weights shown are as of December 31, 2022, and are subject to change.

**DYNAMICEDGE BALANCED CLASS PORTFOLIO**

Series F • Performance as at April 30, 2024. Holdings as at April 30, 2024.

Series	FE	LL	LL2	DSC	No load
I (USD)					1837 <sup>3</sup>
IT					1829 <sup>3</sup>
T	1825	1826 <sup>3</sup>	7134 <sup>3</sup>	1827 <sup>3</sup>	

Dynamic Funds is a leading Canadian investment company offering a comprehensive range of investment services, including mutual funds, tax-advantaged products and customized high net-worth programs.

**Customer Relations Centre**

Toll free: 1-800-268-8186

Tel: 514-908-3212 (English)  
514-908-3217 (French)Fax: 416-363-4179 or  
1-800-361-4768Email: [service@dynamic.ca](mailto:service@dynamic.ca)**Ontario (Head Office)**40 Temperance Street, 16th Floor  
Toronto, ON M5H 0B4

Toll free: 1-866-977-0477

Tel: 416-363-5621

**Eastern Canada**1200 McGill College Ave., Ste. 2300  
Montreal, QC H3B 4G7**Western Canada**Suite 1130  
685 Center Street South  
Calgary, AB T2G 2C7Four Bentall Centre  
1055 Dunsmuir St., Ste. 3434  
P.O. Box 49217  
Vancouver, BC V7X 1K8**DYNAMIC PREFERRED PRICING**

Management fee rates are applied back to dollar one

Fund Value	%
\$0K - \$250K	0.800%
\$250K - \$1M	0.725%
\$1M - \$5M	0.675%
\$5M+	0.625%

Commissions, trailing commissions, management fees and expenses all may be associated with mutual fund investments. Please read the prospectus before investing.

The indicated rates of return are the historical annual compounded total returns including changes in units [share] value and reinvestment of all distributions [dividends] and do not take into account sales, redemption, distribution or optional charges or income taxes payable by any security holder that would have reduced returns. The rates of return are used only to illustrate the effects of the compound growth rate and are not intended to reflect future values of the mutual fund or returns on investment in the mutual fund. Investments in mutual funds are not guaranteed, their values change frequently and past performance may not be repeated.

R<sup>2</sup> is a measurement out of 100 that shows the extent to which a portfolio's movements can be explained by the benchmark's movements.

Standard deviation is a measure of volatility; it shows how broadly the Fund's returns have varied over a given time period.

[dynamic.ca/f/1440](https://dynamic.ca/f/1440)