

DYNAMICEDGE BALANCED CLASS PORTFOLIO

Series A • Performance as at March 31, 2024. Holdings as at March 31, 2024.

CRAIG MADDOCK CFA, MBA, CFP, FICB

Portfolio Manager: 1.9 years on fund

YUKO GIRARD CFA, MBA, CAIA, FRM

Portfolio Manager: 1.9 years on fund

WESLEY BLIGHT CFA

Portfolio Manager: 1.9 years on fund

MARK FAIRBAIRN CFA

Portfolio Manager: 1.9 years on fund

IAN TAYLOR CFA, CAIA

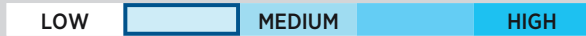
Portfolio Manager: 1.9 years on fund

JENNY WANG CFA, MA

Portfolio Manager: On Fund since January 2024

INCEPTION	2008 February
NET ASSETS	\$237.90M
HOLDINGS	977
MER ¹	2.17%
MANAGEMENT FEE	1.8%
NAV	\$15.93
STANDARD DEVIATION	8.92% over 3 years
R ²	0.98

RISK RATING²



CURRENT WEIGHTINGS (%)

Dynamic Total Return Bond Fund	22.6
Dynamic Canadian Bond Fund	14.9
Dynamic Global Equity Fund	10.8
Dynamic Global Equity Income Fund	8.2
Dynamic Global Dividend Fund	6.3
Dynamic Dividend Fund	6.2
Dynamic Power Global Growth Fund	5.1
Dynamic Corporate Bond Strategies Fund	5.0
Dynamic Credit Spectrum Fund	5.0
Dynamic Global Infrastructure Fund	3.9
Dynamic Power Canadian Growth Fund	3.7
Dynamic Value Fund Of Canada	2.5
Dynamic High Yield Bond Fund	2.5
Dynamic Premium Yield Fund	1.7
Dynamic Small Business Fund	1.5

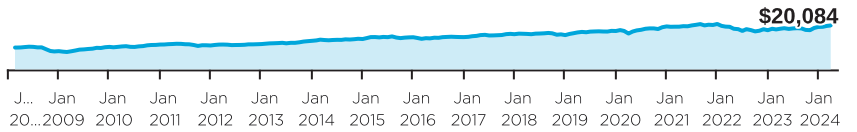
FUND CODES (Prefix: DYN)

Series	FE	LL	LL2	DSC	No load
A	1820	1821 ³	7133 ³	1822 ³	
DCAF	1830	1831 ³		1832 ³	
A (USD)	1833	1834 ³		1835 ³	
F					1823
F (USD)					1836
FT					1828
G	1820G ³	1821G ³		1822G ³	
I					1824 ³

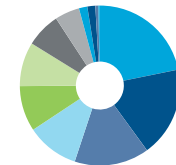
WHY INVEST IN DYNAMICEDGE BALANCED CLASS PORTFOLIO ?

- Access a diversified portfolio of actively managed Dynamic funds.
- Achieve a balance of income and long-term capital growth through the portfolio's target mix of 50% fixed income and 50% equity funds.

GROWTH OF \$10,000

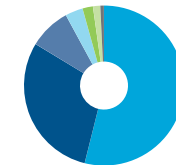


ASSET ALLOCATION



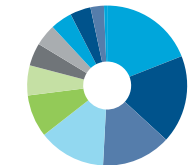
- 21.8% Common Stocks-US
- 18.2% Corporate Bonds - CDN
- 15.1% Common Stocks-Foreign
- 10.6% Common Stocks-CDN
- 9.2% Federal Govt Bonds - CDN
- 8.9% Provincial Govt Bonds - CDN
- 7.0% Foreign Bonds & Debentures
- 5.0% Cash, Short-Term Investments & Other Net Assets
- 1.7% Mutual Funds - Canadian Income
- 1.6% Canadian - Foreign Pay Bonds
- 0.6% Mutual Funds - Foreign Income
- 0.3% Other

GEOGRAPHIC ALLOCATION



- 51.2% Canada
- 28.3% United States
- 8.0% Continental Europe
- 3.4% Emerging Markets
- 2.0% United Kingdom
- 1.4% Pacific
- 0.7% Japan

SECTOR ALLOCATION



- 9.1% Information Technology
- 8.5% Financials
- 6.7% Consumer Discretionary
- 6.5% Industrials
- 4.1% Health Care
- 2.9% Energy
- 2.2% Materials
- 2.1% Utilities
- 2.1% Consumer Staples
- 2.0% Communication Services
- 1.3% Real Estate
- 0.3% Other

CALENDAR RETURNS %

YTD	2023	2022	2021	2020	2019	2018	2017	2016
3.5	8.4	-13.7	5.7	11.9	12.0	-2.6	9.0	0.4

COMPOUND RETURNS %

1 mo	3 mo	6 mo	YTD	1 yr	3 yrs	5 yrs	10 yrs	Incep
1.1	3.5	11.2	3.5	8.0	0.9	3.5	4.1	4.4

HISTORICAL DISTRIBUTIONS (\$/unit)

2024			2023								
Mar	Feb	Jan	Dec	Nov	Oct	Sep	Aug	Jul	Jun	May	Apr
-	-	-	0.0524	-	-	-	-	-	-	-	-

The benchmark used for analytics for this fund is 15% S&P/TSX Composite Index/ 35% Solactive GBS Developed Market Large & Mid Cap Index/ 50% FTSE Canada Universe Bond Index.

[1] For the period ended 2023-06-30. [2] Risk rating measures the degree of uncertainty that an investor can handle regarding fluctuations in the value of their portfolio. The amount of risk associated with any particular investment depends largely on your own personal circumstances including your time horizon, liquidity needs, portfolio size, income, investment knowledge and attitude toward price fluctuations. Investors should consult their financial advisor before making a decision as to whether this mutual fund is a suitable investment for them. [3] Not available for purchases, switches out only.

DYNAMICEDGE BALANCED CLASS PORTFOLIO

Series A • Performance as at March 31, 2024. Holdings as at March 31, 2024.

TOP 5 HOLDINGS OF UNDERLYING FUNDS⁴ (as at March 31, 2024)

CANADIAN EQUITY

Target: 14.00%

Dynamic Dividend Fund • Target: 6.25%	Dynamic Power Canadian Growth Fund • Target: 3.75%	Dynamic Small Business Fund • Target: 1.50%	Dynamic Value Fund Of Canada • Target: 2.50%
Royal Bank of Canada	NVIDIA Corporation	Spin Master Corp.	Power Corporation of Canada
Toronto-Dominion Bank (The)	TFI International Inc.	Element Fleet Management Corp.	Onex Corporation
Enbridge Inc.	Microsoft Corporation	Jamieson Wellness Inc.	Royal Bank of Canada
Canadian Natural Resources Limited	Alphabet Inc., Class "C"	FirstService Corporation	PrairieSky Royalty Ltd.
Microsoft Corporation	Intact Financial Corporation	Brown & Brown, Inc.	Boardwalk Real Estate Investment Trust

FOREIGN EQUITY

Target: 36.00%

Dynamic Global Dividend Fund • Target: 6.25%	Dynamic Global Equity Fund • Target: 10.75%	Dynamic Global Equity Income Fund, Series "O" • Target: 8.25%	Dynamic Global Infrastructure Fund • Target: 3.75%
Meta Platforms, Inc., Class "A"	Techtronic Industries Company Limited	Microsoft Corporation	TC Energy Corporation
Microsoft Corporation	Microsoft Corporation	SAP SE	Enbridge Inc.
Amazon.com, Inc.	TJX Companies, Inc. (The)	Visa Inc., Class "A"	Alerian MLP ETF
NVIDIA Corporation	adidas AG	Amazon.com, Inc.	Crown Castle International Corp.
JPMorgan Chase & Co.	Ross Stores, Inc.	Shell PLC	Union Pacific Corporation
Dynamic Power Global Growth Fund • Target: 5.25%	Dynamic Premium Yield Fund • Target: 1.75%		
CrowdStrike Holdings, Inc., Class "A"	Amazon.com, Inc.		
Datadog, Inc., Class "A"	Microsoft Corporation		
MongoDB, Inc.	UnitedHealth Group Incorporated		
Spotify Technology S.A.	Dynamic Premium Yield PLUS Fund, Series "O"		
Uber Technologies, Inc.	Burlington Stores, Inc.		

FIXED INCOME

Target: 50.00%

Dynamic Canadian Bond Fund • Target: 15.00%	Dynamic Corporate Bond Strategies Fund • Target: 5.00%	Dynamic Credit Spectrum Fund • Target: 5.00%	Dynamic High Yield Bond Fund • Target: 2.50%
Dynamic Short Term Credit PLUS Fund, Series "O"	1832 AM U.S. \$ Investment Grade U.S. Corporate Bond Pool, Series "I"	Dynamic Active Discount Bond ETF	iShares iBoxx \$ High Yield Corporate Bond ETF
Government of Canada, 2.750% Jun. 01 33	Enbridge Inc., 5.375% Sep. 27 77	Parkland Corporation, 4.50% Oct. 01 29	Northland Power Inc., 9.250% Jun. 30 83
Scotia Mortgage Income Fund, Series "I"	AerCap Ireland Capital Designated Activity Company/ Global Aviation Trust, 3.30% Jan. 30 32	Government of Canada, 1.75% Dec. 01 53	Precision Drilling Corporation, 6.875% Jan. 15 29
Province of Ontario, 2.65% Dec. 02 50	Inter Pipeline Ltd., 3.983% Nov. 25 31	Northland Power Inc., 9.250% Jun. 30 83	Parkland Corporation, 4.50% Oct. 01 29
Province of Quebec, 3.10% Dec. 01 51	Rogers Communications Inc., 5.00% Dec. 17 81	Province of Ontario, 1.90% Dec. 02 51	Baytex Energy Corp., 8.50% Apr. 30 30
Dynamic Total Return Bond Fund • Target: 22.50%			
Government of Canada, 3.00% Jun. 01 34			
Canada Housing Trust, 3.650% Jun. 15 33			
Province of Ontario, 3.650% Jun. 02 33			
Government of Canada, 3.250% Dec. 01 33			
Province of Ontario, 2.70% Jun. 02 29			

[4] Dynamic Power Global Growth Class Top 5 holdings shown are as at previous month-end. Target portfolio weights shown are as of December 31, 2022, and are subject to change.

DYNAMICEDGE BALANCED CLASS PORTFOLIO

Series A • Performance as at March 31, 2024. Holdings as at March 31, 2024.

Series	FE	LL	LL2	DSC	No load
I (USD)					1837 ³
IT					1829 ³
T	1825	1826 ³	7134 ³	1827 ³	

Dynamic Funds is a leading Canadian investment company offering a comprehensive range of investment services, including mutual funds, tax-advantaged products and customized high net-worth programs.

Customer Relations Centre

Toll free: 1-800-268-8186
 Tel: 514-908-3212 (English)
 514-908-3217 (French)
 Fax: 416-363-4179 or
 1-800-361-4768
 Email: service@dynamic.ca

Ontario (Head Office)

40 Temperance Street, 16th Floor
 Toronto, ON M5H 0B4
 Toll free: 1-866-977-0477
 Tel: 416-363-5621

Eastern Canada

1200 McGill College Ave., Ste. 2300
 Montreal, QC H3B 4G7

Western Canada

Suite 1130
 685 Center Street South
 Calgary, AB T2G 2C7

Four Bentall Centre
 1055 Dunsmuir St., Ste. 3434
 P.O. Box 49217
 Vancouver, BC V7X 1K8

DYNAMIC PREFERRED PRICING

Management fee rates are applied back to dollar one

Fund Value	%
\$0K - \$250K	1.800%
\$250K - \$1M	1.725%
\$1M - \$5M	1.675%
\$5M+	1.625%

Commissions, trailing commissions, management fees and expenses all may be associated with mutual fund investments. Please read the prospectus before investing. The indicated rates of return are the historical annual compounded total returns including changes in units [share] value and reinvestment of all distributions [dividends] and do not take into account sales, redemption, distribution or optional charges or income taxes payable by any security holder that would have reduced returns. The rates of return are used only to illustrate the effects of the compound growth rate and are not intended to reflect future values of the mutual fund or returns on investment in the mutual fund. Investments in mutual funds are not guaranteed, their values change frequently and past performance may not be repeated.

R^2 is a measurement out of 100 that shows the extent to which a portfolio's movements can be explained by the benchmark's movements.

Standard deviation is a measure of volatility; it shows how broadly the Fund's returns have varied over a given time period.


dynamic.ca/f/1432