

GLOBAL EQUITY

DYNAMICEDGE EQUITY PORTFOLIO

Series IT • Performance as at March 31, 2024. Holdings as at March 31, 2024.

CRAIG MADDOCK CFA, MBA, CFP, FICB

Portfolio Manager: 1.9 years on fund

YUKO GIRARD CFA, MBA, CAIA, FRM

Portfolio Manager: 1.9 years on fund

WESLEY BLIGHT CFA

Portfolio Manager: 1.9 years on fund

MARK FAIRBAIRN CFA

Portfolio Manager: 1.9 years on fund

IAN TAYLOR CFA, CAIA

Portfolio Manager: 1.9 years on fund

JENNY WANG CFA, MA

Portfolio Manager: On Fund since January 2024

INCEPTION	2008 February
NET ASSETS	\$482.79M
HOLDINGS	302
MER ¹	0.14%
MANAGEMENT FEE	1%
NAV	\$11.14
STANDARD DEVIATION	12.89% over 3 years
R ²	0.92
DISTRIBUTIONS	\$0.0691 monthly²
YIELD	8.0% based on NAV³

RISK RATING⁴

LOW	MEDIUM	HIGH
-----	--------	------

CURRENT WEIGHTINGS (%)

Dynamic Global Dividend Fund	18.9
Dynamic Global Equity Fund	18.9
Dynamic Power Global Growth Class	16.6
Dynamic Global Equity Income Fund	10.7
Dynamic Power Canadian Growth Fund	9.8
Dynamic Dividend Fund	8.2
Dynamic Global Infrastructure Fund	7.3
Dynamic Value Fund Of Canada	5.5
Dynamic Power Small Cap Fund	2.7
Dynamic Small Business Fund	1.3

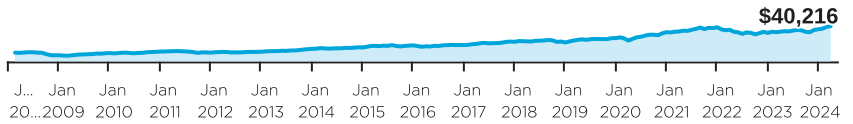
FUND CODES (Prefix: DYN)

Series	FE	LL	LL2	DSC	No load
A	1990	1991 ⁵	7146 ⁵	1992 ⁵	
DCAF	1760	1761 ⁵		1762 ⁵	
A (USD)	1763	1764 ⁵		1765 ⁵	
F					1993
F (USD)					1766
FT					1998
G	1990G ⁵	1991G ⁵		1992G ⁵	
I					1994
I (USD)					1767
IT					1999
T	1995	1996 ⁵	7147 ⁵	1997 ⁵	

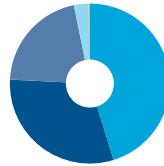
WHY INVEST IN DYNAMICEDGE EQUITY PORTFOLIO ?

- Access a diversified portfolio of actively-managed Dynamic funds.
- Achieve long-term capital growth through the portfolio's target mix of 60% in foreign equity funds and 40% Canadian equity funds.

GROWTH OF \$10,000

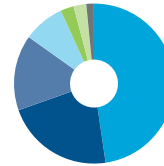


ASSET ALLOCATION



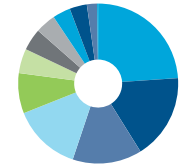
- 45.2% Common Stocks-US
- 30.6% Common Stocks-Foreign
- 21.0% Common Stocks-CDN
- 2.9% Cash, Short-Term Investments & Other Net Assets
- 0.1% Corporate Bonds - CDN
- 0.1% Mutual Funds - Canadian Equity
- 0.1% Mutual Funds - Foreign Equity

GEOGRAPHIC ALLOCATION



- 46.3% United States
- 21.3% Canada
- 14.8% Continental Europe
- 8.1% Emerging Markets
- 2.6% Pacific
- 2.5% United Kingdom
- 1.5% Japan

SECTOR ALLOCATION



- 23.2% Information Technology
- 16.7% Financials
- 13.6% Industrials
- 13.4% Consumer Discretionary
- 7.9% Health Care
- 4.8% Energy
- 4.3% Communication Services
- 4.0% Materials
- 3.5% Utilities
- 3.4% Consumer Staples
- 2.0% Real Estate
- 0.2% Other

CALENDAR RETURNS %

YTD	2023	2022	2021	2020	2019	2018	2017	2016
9.5	12.9	-16.7	17.0	25.3	23.4	-3.6	20.1	2.0

COMPOUND RETURNS %

1 mo	3 mo	6 mo	YTD	1 yr	3 yrs	5 yrs	10 yrs	Incep
1.5	9.5	19.0	9.5	18.3	5.6	10.4	10.5	9.0

HISTORICAL DISTRIBUTIONS (\$/unit)

2024		2023									
Mar	Feb	Jan	Dec	Nov	Oct	Sep	Aug	Jul	Jun	May	Apr
0.0691	0.0691	0.0691	0.0662	0.0662	0.0662	0.0662	0.0662	0.0662	0.0662	0.0662	0.0662

The benchmark used for analytics for this fund is 30% S&P/TSX Composite Index/ 70% Solactive GBS Developed Market Large & Mid Cap Index.

[1] For the period ended 2023-06-30. [2] We review the amount of the distribution in January of each year. [3] The yield is determined by annualizing the fixed distribution rate and does not include any distributions in excess of the fixed distribution rate that may be paid at the fund's year-end. [4] Risk rating measures the degree of uncertainty that an investor can handle regarding fluctuations in the value of their portfolio. The amount of risk associated with any particular investment depends largely on your own personal circumstances including your time horizon, liquidity needs, portfolio size, income, investment knowledge and attitude toward price fluctuations. Investors should consult their financial advisor before making a decision as to whether this mutual fund is a suitable investment for them. [5] Not available for purchases, switches out only.

DYNAMICEDGE EQUITY PORTFOLIO

Series IT • Performance as at March 31, 2024. Holdings as at March 31, 2024.

TOP 5 HOLDINGS OF UNDERLYING FUNDS⁶ (as at March 31, 2024)

CANADIAN EQUITY

Target: 27.50%

Dynamic Dividend Fund • Target: 8.25%	Dynamic Power Canadian Growth Fund • Target: 9.75%	Dynamic Power Small Cap Fund • Target: 2.75%	Dynamic Small Business Fund • Target: 1.25%
Royal Bank of Canada	NVIDIA Corporation	TFI International Inc.	Spin Master Corp.
Toronto-Dominion Bank (The)	TFI International Inc.	Aritzia Inc., Subordinated Voting	Element Fleet Management Corp.
Enbridge Inc.	Microsoft Corporation	Trisura Group Ltd.	Jamieson Wellness Inc.
Canadian Natural Resources Limited	Alphabet Inc., Class "C"	goeasy Ltd.	FirstService Corporation
Microsoft Corporation	Intact Financial Corporation	Richelieu Hardware Ltd.	Brown & Brown, Inc.
Dynamic Value Fund Of Canada • Target: 5.50%			
Power Corporation of Canada			
Onex Corporation			
Royal Bank of Canada			
PrairieSky Royalty Ltd.			
Boardwalk Real Estate Investment Trust			

GLOBAL EQUITY

Target: 72.50%

Dynamic Global Dividend Fund • Target: 19.25%	Dynamic Global Equity Fund • Target: 19.25%	Dynamic Global Equity Income Fund, Series "O" • Target: 10.75%	Dynamic Global Infrastructure Fund • Target: 7.25%
Meta Platforms, Inc., Class "A"	Techtronic Industries Company Limited	Microsoft Corporation	TC Energy Corporation
Microsoft Corporation	Microsoft Corporation	SAP SE	Enbridge Inc.
Amazon.com, Inc.	TJX Companies, Inc. (The)	Visa Inc., Class "A"	Alerian MLP ETF
NVIDIA Corporation	adidas AG	Amazon.com, Inc.	Crown Castle International Corp.
JPMorgan Chase & Co.	Ross Stores, Inc.	Shell PLC	Union Pacific Corporation
Dynamic Power Global Growth Class • Target: 16.00%			
CrowdStrike Holdings, Inc., Class "A"			
Uber Technologies, Inc.			
Datadog, Inc., Class "A"			
MongoDB, Inc.			
Cloudflare, Inc., Class "A"			

[6] Dynamic Power Global Growth Class Top 5 holdings shown are as at previous month-end. Target portfolio weights shown are as of December 31, 2022, and are subject to change.

DYNAMICEDGE EQUITY PORTFOLIO

Series IT • Performance as at March 31, 2024. Holdings as at March 31, 2024.

Dynamic Funds is a leading Canadian investment company offering a comprehensive range of investment services, including mutual funds, tax-advantaged products and customized high net-worth programs.

Customer Relations Centre

Toll free: 1-800-268-8186
Tel: 514-908-3212 (English)
 514-908-3217 (French)
Fax: 416-363-4179 or
 1-800-361-4768
Email: service@dynamic.ca

Ontario (Head Office)

40 Temperance Street, 16th Floor
 Toronto, ON M5H 0B4
Toll free: 1-866-977-0477
Tel: 416-363-5621

Eastern Canada

1200 McGill College Ave., Ste. 2300
 Montreal, QC H3B 4G7

Western Canada

Suite 1130
 685 Center Street South
 Calgary, AB T2G 2C7

Four Bentall Centre

1055 Dunsmuir St., Ste. 3434
 P.O. Box 49217
 Vancouver, BC V7X 1K8

DYNAMIC PREFERRED PRICING⁷

Management fee rates are applied back to dollar one

Fund Value	%
\$0K - \$250K	1.000%
\$250K - \$1M	0.900%
\$1M - \$5M	0.825%
\$5M+	0.775%

⁷ Management Fee discounts illustrated for Series I, IT, and IP are effective as at June 16, 2016 please refer to the prospectus for further information concerning the previous discount schedule.

Commissions, trailing commissions, management fees and expenses all may be associated with mutual fund investments. Please read the prospectus before investing.

The indicated rates of return are the historical annual compounded total returns including changes in units [share] value and reinvestment of all distributions [dividends] and do not take into account sales, redemption, distribution or optional charges or income taxes payable by any security holder that would have reduced returns. The rates of return are used only to illustrate the effects of the compound growth rate and are not intended to reflect future values of the mutual fund or returns on investment in the mutual fund. Investments in mutual funds are not guaranteed, their values change frequently and past performance may not be repeated.

R² is a measurement out of 100 that shows the extent to which a portfolio's movements can be explained by the benchmark's movements.

Standard deviation is a measure of volatility; it shows how broadly the Fund's returns have varied over a given time period.



dynamic.ca/f/1428