

GLOBAL EQUITY

DYNAMICEDGE EQUITY PORTFOLIO

Series I (USD) • Performance as at April 30, 2024. Holdings as at March 31, 2024.

CRAIG MADDOCK CFA, MBA, CFP, FICB
Portfolio Manager: 2.0 years on fund

YUKO GIRARD CFA, MBA, CAIA, FRM
Portfolio Manager: 2.0 years on fund

WESLEY BLIGHT CFA
Portfolio Manager: 2.0 years on fund

MARK FAIRBAIRN CFA
Portfolio Manager: 2.0 years on fund

IAN TAYLOR CFA, CAIA
Portfolio Manager: 2.0 years on fund

JENNY WANG CFA, MA
Portfolio Manager: On Fund since January 2024

INCEPTION	2008 February
NET ASSETS	\$464.88M
HOLDINGS	302
MER ¹	0.14%
MANAGEMENT FEE	1%
NAV	\$26.97 USD

RISK RATING²

LOW	MEDIUM	HIGH
-----	--------	------

CURRENT WEIGHTINGS (%)

Dynamic Global Dividend Fund	18.9
Dynamic Global Equity Fund	18.9
Dynamic Power Global Growth Class	16.6
Dynamic Global Equity Income Fund	10.7
Dynamic Power Canadian Growth Fund	9.8
Dynamic Dividend Fund	8.2
Dynamic Global Infrastructure Fund	7.3
Dynamic Value Fund Of Canada	5.5
Dynamic Power Small Cap Fund	2.7
Dynamic Small Business Fund	1.3

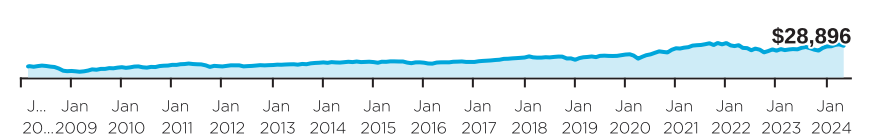
FUND CODES (Prefix: DYN)

Series	FE	LL	LL2	DSC	No load
A	1990	1991 ³	7146 ³	1992 ³	
DCAF	1760	1761 ³		1762 ³	
A (USD)	1763	1764 ³		1765 ³	
F					1993
F (USD)					1766
FT					1998
G	1990G ³	1991G ³		1992G ³	
I					1994
I (USD)					1767
IT					1999
T	1995	1996 ³	7147 ³	1997 ³	

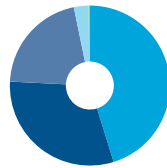
WHY INVEST IN DYNAMICEDGE EQUITY PORTFOLIO ?

- Access a diversified portfolio of actively-managed Dynamic funds.
- Achieve long-term capital growth through the portfolio's target mix of 60% in foreign equity funds and 40% Canadian equity funds.

GROWTH OF \$10,000

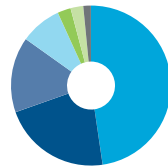


ASSET ALLOCATION



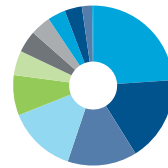
- 45.2% Common Stocks-US
- 30.6% Common Stocks-Foreign
- 21.0% Common Stocks-CDN
- 2.9% Cash, Short-Term Investments & Other Net Assets
- 0.1% Corporate Bonds - CDN
- 0.1% Mutual Funds - Canadian Equity
- 0.1% Mutual Funds - Foreign Equity

GEOGRAPHIC ALLOCATION



- 46.3% United States
- 21.3% Canada
- 14.8% Continental Europe
- 8.1% Emerging Markets
- 2.6% Pacific
- 2.5% United Kingdom
- 1.5% Japan

SECTOR ALLOCATION



- 23.2% Information Technology
- 16.7% Financials
- 13.6% Industrials
- 13.4% Consumer Discretionary
- 7.9% Health Care
- 4.8% Energy
- 4.3% Communication Services
- 4.0% Materials
- 3.5% Utilities
- 3.4% Consumer Staples
- 2.0% Real Estate
- 0.2% Other

CALENDAR RETURNS %

YTD	2023	2022	2021	2020	2019	2018	2017	2016
2.1	15.7	-22.1	17.9	27.4	29.8	-11.5	28.8	5.1

COMPOUND RETURNS %

1 mo	3 mo	6 mo	YTD	1 yr	3 yrs	5 yrs	10 yrs	Incep
-4.4	1.4	18.0	2.1	11.7	-0.2	8.6	7.9	6.8

[1] For the period ended 2023-06-30. [2] Risk rating measures the degree of uncertainty that an investor can handle regarding fluctuations in the value of their portfolio. The amount of risk associated with any particular investment depends largely on your own personal circumstances including your time horizon, liquidity needs, portfolio size, income, investment knowledge and attitude toward price fluctuations. Investors should consult their financial advisor before making a decision as to whether this mutual fund is a suitable investment for them. [3] Not available for purchases, switches out only.

GLOBAL EQUITY

DYNAMICEDGE EQUITY PORTFOLIO

Series I (USD) • Performance as at April 30, 2024. Holdings as at March 31, 2024.

TOP 5 HOLDINGS OF UNDERLYING FUNDS⁴ (as at March 31, 2024)

CANADIAN EQUITY

Target: 27.50%

Dynamic Dividend Fund

• Target: 8.25%

Royal Bank of Canada

Toronto-Dominion Bank (The)

Enbridge Inc.

Canadian Natural Resources Limited

Microsoft Corporation

Dynamic Value Fund Of Canada

• Target: 5.50%

Power Corporation of Canada

Onex Corporation

Royal Bank of Canada

PrairieSky Royalty Ltd.

Boardwalk Real Estate Investment Trust

Dynamic Power Canadian Growth Fund

• Target: 9.75%

NVIDIA Corporation

TFI International Inc.

Microsoft Corporation

Alphabet Inc., Class "C"

Intact Financial Corporation

Dynamic Power Small Cap Fund

• Target: 2.75%

TFI International Inc.

Aritzia Inc., Subordinated Voting

Trisura Group Ltd.

goeasy Ltd.

Richelieu Hardware Ltd.

Dynamic Small Business Fund

• Target: 1.25%

Spin Master Corp.

Element Fleet Management Corp.

Jamieson Wellness Inc.

FirstService Corporation

Brown & Brown, Inc.

GLOBAL EQUITY

Target: 72.50%

Dynamic Global Dividend Fund

• Target: 19.25%

Meta Platforms, Inc., Class "A"

Microsoft Corporation

Amazon.com, Inc.

NVIDIA Corporation

JPMorgan Chase & Co.

Dynamic Power Global Growth Class

• Target: 16.00%

CrowdStrike Holdings, Inc., Class "A"

Uber Technologies, Inc.

Datadog, Inc., Class "A"

MongoDB, Inc.

Cloudflare, Inc., Class "A"

Dynamic Global Equity Fund

• Target: 19.25%

Techtronic Industries Company Limited

Microsoft Corporation

TJX Companies, Inc. (The)

adidas AG

Ross Stores, Inc.

Dynamic Global Equity Income Fund, Series "O"

• Target: 10.75%

Microsoft Corporation

SAP SE

Visa Inc., Class "A"

Amazon.com, Inc.

Shell PLC

Dynamic Global Infrastructure Fund

• Target: 7.25%

TC Energy Corporation

Enbridge Inc.

Alerian MLP ETF

Crown Castle International Corp.

Union Pacific Corporation

[4] Dynamic Power Global Growth Class Top 5 holdings shown are as at previous month-end. Target portfolio weights shown are as of December 31, 2022, and are subject to change.

DYNAMICEDGE EQUITY PORTFOLIO

Series I (USD) • Performance as at April 30, 2024. Holdings as at March 31, 2024.

Dynamic Funds is a leading Canadian investment company offering a comprehensive range of investment services, including mutual funds, tax-advantaged products and customized high net-worth programs.

Customer Relations Centre

Toll free: 1-800-268-8186

Tel: 514-908-3212 (English)
514-908-3217 (French)Fax: 416-363-4179 or
1-800-361-4768Email: service@dynamic.ca**Ontario (Head Office)**

40 Temperance Street, 16th Floor

Toronto, ON M5H 0B4

Toll free: 1-866-977-0477

Tel: 416-363-5621

Eastern Canada

1200 McGill College Ave., Ste. 2300

Montreal, QC H3B 4G7

Western Canada

Suite 1130

685 Center Street South

Calgary, AB T2G 2C7

Four Bentall Centre

1055 Dunsmuir St., Ste. 3434

P.O. Box 49217

Vancouver, BC V7X 1K8

DYNAMIC PREFERRED PRICING

Management fee rates are applied back to dollar one

Fund Value	%
\$0K - \$250K	1.000%
\$250K - \$1M	0.900%
\$1M - \$5M	0.825%
\$5M+	0.775%

Commissions, trailing commissions, management fees and expenses all may be associated with mutual fund investments. Please read the prospectus before investing.

The indicated rates of return are the historical annual compounded total returns including changes in units [share] value and reinvestment of all distributions [dividends] and do not take into account sales, redemption, distribution or optional charges or income taxes payable by any security holder that would have reduced returns. The rates of return are used only to illustrate the effects of the compound growth rate and are not intended to reflect future values of the mutual fund or returns on investment in the mutual fund. Investments in mutual funds are not guaranteed, their values change frequently and past performance may not be repeated.

dynamic.ca/f/1426