

GLOBAL EQUITY

DYNAMICEDGE EQUITY PORTFOLIO

Series F (USD) • Performance as at April 30, 2024. Holdings as at April 30, 2024.

CRAIG MADDOCK CFA, MBA, CFP, FICB
Portfolio Manager: 2.0 years on fund

YUKO GIRARD CFA, MBA, CAIA, FRM
Portfolio Manager: 2.0 years on fund

WESLEY BLIGHT CFA
Portfolio Manager: 2.0 years on fund

MARK FAIRBAIRN CFA
Portfolio Manager: 2.0 years on fund

IAN TAYLOR CFA, CAIA
Portfolio Manager: 2.0 years on fund

JENNY WANG CFA, MA
Portfolio Manager: On Fund since January 2024

INCEPTION	2008 February
NET ASSETS	\$464.88M
HOLDINGS	301
MER ¹	1.27%
MANAGEMENT FEE	1%
NAV	\$22.83 USD

RISK RATING²

LOW	MEDIUM	HIGH
-----	--------	------

CURRENT WEIGHTINGS (%)

Dynamic Global Equity Fund	19.3
Dynamic Global Dividend Fund	18.7
Dynamic Power Global Growth Class	16.5
Dynamic Global Equity Income Fund	10.8
Dynamic Power Canadian Growth Fund	9.7
Dynamic Dividend Fund	8.3
Dynamic Global Infrastructure Fund	7.2
Dynamic Value Fund Of Canada	5.5
Dynamic Power Small Cap Fund	2.7
Dynamic Small Business Fund	1.2

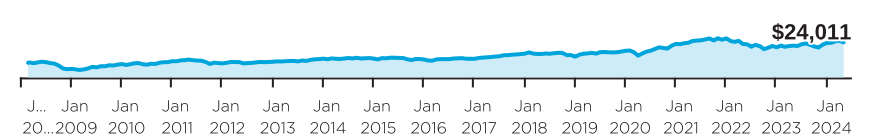
FUND CODES (Prefix: DYN)

Series	FE	LL	LL2	DSC	No load
A	1990	1991 ³	7146 ³	1992 ³	
DCAF	1760	1761 ³		1762 ³	
A (USD)	1763	1764 ³		1765 ³	
F					1993
F (USD)					1766
FT					1998
G	1990G ³	1991G ³		1992G ³	
I					1994
I (USD)					1767
IT					1999
T	1995	1996 ³	7147 ³	1997 ³	

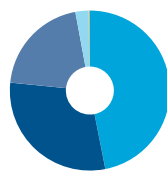
WHY INVEST IN DYNAMICEDGE EQUITY PORTFOLIO ?

- Access a diversified portfolio of actively-managed Dynamic funds.
- Achieve long-term capital growth through the portfolio's target mix of 60% in foreign equity funds and 40% Canadian equity funds.

GROWTH OF \$10,000

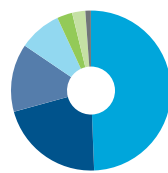


ASSET ALLOCATION



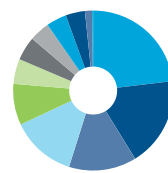
- 46.9% Common Stocks-US
- 29.7% Common Stocks-Foreign
- 20.5% Common Stocks-CDN
- 2.6% Cash, Short-Term Investments & Other Net Assets
- 0.1% Corporate Bonds - CDN
- 0.1% Mutual Funds - Canadian Equity
- 0.1% Mutual Funds - Foreign Equity

GEOGRAPHIC ALLOCATION



- 48.1% United States
- 20.8% Canada
- 13.4% Continental Europe
- 8.4% Emerging Markets
- 3.0% United Kingdom
- 2.6% Pacific
- 1.1% Japan

SECTOR ALLOCATION



- 22.5% Information Technology
- 17.6% Financials
- 13.3% Industrials
- 12.8% Consumer Discretionary
- 8.1% Health Care
- 4.9% Energy
- 4.7% Materials
- 4.0% Communication Services
- 4.0% Utilities
- 3.8% Consumer Staples
- 1.4% Real Estate
- 0.2% Other

CALENDAR RETURNS %

YTD	2023	2022	2021	2020	2019	2018	2017	2016
1.7	14.4	-23.0	16.5	25.9	28.4	-12.5	27.5	3.8

COMPOUND RETURNS %

1 mo	3 mo	6 mo	YTD	1 yr	3 yrs	5 yrs	10 yrs	Incep
-4.5	1.2	17.3	1.7	10.4	-1.3	7.4	6.6	5.6

[1] For the period ended 2023-06-30. [2] Risk rating measures the degree of uncertainty that an investor can handle regarding fluctuations in the value of their portfolio. The amount of risk associated with any particular investment depends largely on your own personal circumstances including your time horizon, liquidity needs, portfolio size, income, investment knowledge and attitude toward price fluctuations. Investors should consult their financial advisor before making a decision as to whether this mutual fund is a suitable investment for them. [3] Not available for purchases, switches out only.

GLOBAL EQUITY

DYNAMICEDGE EQUITY PORTFOLIO

Series F (USD) • Performance as at April 30, 2024. Holdings as at April 30, 2024.

TOP 5 HOLDINGS OF UNDERLYING FUNDS⁴ (as at April 30, 2024)

CANADIAN EQUITY Target: 27.50%			
Dynamic Dividend Fund • Target: 8.25%	Dynamic Power Canadian Growth Fund • Target: 9.75%	Dynamic Power Small Cap Fund • Target: 2.75%	Dynamic Small Business Fund • Target: 1.25%
Royal Bank of Canada	NVIDIA Corporation	goeasy Ltd.	Element Fleet Management Corp.
Toronto-Dominion Bank (The)	TFI International Inc.	Trisura Group Ltd.	Spin Master Corp.
Enbridge Inc.	Alphabet Inc., Class "C"	TFI International Inc.	Jamieson Wellness Inc.
Canadian Natural Resources Limited	Microsoft Corporation	Descartes Systems Group Inc. (The)	FirstService Corporation
Microsoft Corporation	Intact Financial Corporation	Definity Financial Corporation	Brown & Brown, Inc.
Dynamic Value Fund Of Canada • Target: 5.50%			
Power Corporation of Canada			
Onex Corporation			
Royal Bank of Canada			
Toronto-Dominion Bank (The)			
Enbridge Inc.			
GLOBAL EQUITY Target: 72.50%			
Dynamic Global Dividend Fund • Target: 19.25%	Dynamic Global Equity Fund • Target: 19.25%	Dynamic Global Equity Income Fund, Series "O" • Target: 10.75%	Dynamic Global Infrastructure Fund • Target: 7.25%
Alphabet Inc., Class "A"	Techtronic Industries Company Limited	Microsoft Corporation	Alerian MLP ETF
Amazon.com, Inc.	adidas AG	Visa Inc., Class "A"	NextEra Energy, Inc.
NVIDIA Corporation	Grupo Mexico SAB de CV, Series "B"	Shell PLC	Dominion Energy, Inc.
Microsoft Corporation	TJX Companies, Inc. (The)	Amazon.com, Inc.	Entergy Corporation
JPMorgan Chase & Co.	Microsoft Corporation	SAP SE	Southern Company (The)
Dynamic Power Global Growth Class • Target: 16.00%			
CrowdStrike Holdings, Inc., Class "A"			
Datadog, Inc., Class "A"			
Samsara Inc. Class A			
Spotify Technology S.A.			
Cloudflare, Inc., Class "A"			

[4] Dynamic Power Global Growth Class Top 5 holdings shown are as at previous month-end. Target portfolio weights shown are as of December 31, 2022, and are subject to change.

DYNAMICEDGE EQUITY PORTFOLIO

Series F (USD) • Performance as at April 30, 2024. Holdings as at April 30, 2024.

Dynamic Funds is a leading Canadian investment company offering a comprehensive range of investment services, including mutual funds, tax-advantaged products and customized high net-worth programs.

Customer Relations Centre

Toll free: 1-800-268-8186

Tel: 514-908-3212 (English)
514-908-3217 (French)Fax: 416-363-4179 or
1-800-361-4768Email: service@dynamic.ca**Ontario (Head Office)**

40 Temperance Street, 16th Floor

Toronto, ON M5H 0B4

Toll free: 1-866-977-0477

Tel: 416-363-5621

Eastern Canada

1200 McGill College Ave., Ste. 2300

Montreal, QC H3B 4G7

Western Canada

Suite 1130

685 Center Street South

Calgary, AB T2G 2C7

Four Bentall Centre

1055 Dunsmuir St., Ste. 3434

P.O. Box 49217

Vancouver, BC V7X 1K8

DYNAMIC PREFERRED PRICING

Management fee rates are applied back to dollar one

Fund Value	%
\$0K - \$250K	1.000%
\$250K - \$1M	0.900%
\$1M - \$5M	0.825%
\$5M+	0.775%

Commissions, trailing commissions, management fees and expenses all may be associated with mutual fund investments. Please read the prospectus before investing.

The indicated rates of return are the historical annual compounded total returns including changes in units [share] value and reinvestment of all distributions [dividends] and do not take into account sales, redemption, distribution or optional charges or income taxes payable by any security holder that would have reduced returns. The rates of return are used only to illustrate the effects of the compound growth rate and are not intended to reflect future values of the mutual fund or returns on investment in the mutual fund. Investments in mutual funds are not guaranteed, their values change frequently and past performance may not be repeated.

dynamic.ca/f/1418