

## GLOBAL EQUITY

# DYNAMICEDGE EQUITY PORTFOLIO

Series A (USD) • Performance as at March 31, 2024. Holdings as at March 31, 2024.

### CRAIG MADDOCK CFA, MBA, CFP, FICB

Portfolio Manager: 1.9 years on fund

### YUKO GIRARD CFA, MBA, CAIA, FRM

Portfolio Manager: 1.9 years on fund

### WESLEY BLIGHT CFA

Portfolio Manager: 1.9 years on fund

### MARK FAIRBAIRN CFA

Portfolio Manager: 1.9 years on fund

### IAN TAYLOR CFA, CAIA

Portfolio Manager: 1.9 years on fund

### JENNY WANG CFA, MA

Portfolio Manager: On Fund since January 2024

INCEPTION	<b>2008 February</b>
NET ASSETS	<b>\$482.79M</b>
HOLDINGS	<b>302</b>
MER <sup>1</sup>	<b>2.39%</b>
MANAGEMENT FEE	<b>2%</b>
NAV	<b>\$20.41 USD</b>

### RISK RATING<sup>2</sup>

LOW MEDIUM HIGH

### CURRENT WEIGHTINGS (%)

Dynamic Global Dividend Fund	18.9
Dynamic Global Equity Fund	18.9
Dynamic Power Global Growth Class	16.6
Dynamic Global Equity Income Fund	10.7
Dynamic Power Canadian Growth Fund	9.8
Dynamic Dividend Fund	8.2
Dynamic Global Infrastructure Fund	7.3
Dynamic Value Fund Of Canada	5.5
Dynamic Power Small Cap Fund	2.7
Dynamic Small Business Fund	1.3

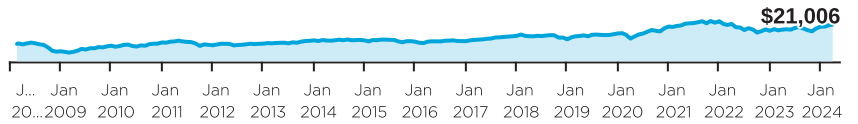
### FUND CODES (Prefix: DYN)

Series	FE	LL	LL2	DSC	No load
A	1990	1991 <sup>3</sup>	7146 <sup>3</sup>	1992 <sup>3</sup>	
DCAF	1760	1761 <sup>3</sup>		1762 <sup>3</sup>	
A (USD)	1763	1764 <sup>3</sup>		1765 <sup>3</sup>	
F					1993
F (USD)					1766
FT					1998
G	1990G <sup>3</sup>	1991G <sup>3</sup>		1992G <sup>3</sup>	
I					1994
I (USD)					1767
IT					1999
T	1995	1996 <sup>3</sup>	7147 <sup>3</sup>	1997 <sup>3</sup>	

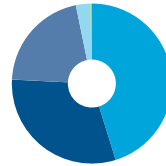
### WHY INVEST IN DYNAMICEDGE EQUITY PORTFOLIO ?

- Access a diversified portfolio of actively-managed Dynamic funds.
- Achieve long-term capital growth through the portfolio's target mix of 60% in foreign equity funds and 40% Canadian equity funds.

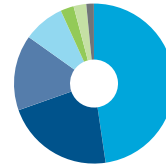
### GROWTH OF \$10,000



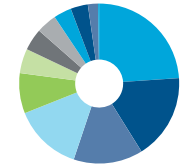
### ASSET ALLOCATION



### GEOGRAPHIC ALLOCATION



### SECTOR ALLOCATION



### CALENDAR RETURNS %

YTD	2023	2022	2021	2020	2019	2018	2017	2016
<b>6.2</b>	<b>13.1</b>	<b>-23.8</b>	<b>15.2</b>	<b>24.6</b>	<b>26.9</b>	<b>-13.5</b>	<b>26.0</b>	<b>2.7</b>

### COMPOUND RETURNS %

1 mo	3 mo	6 mo	YTD	1 yr	3 yrs	5 yrs	10 yrs	Incep
<b>1.5</b>	<b>6.2</b>	<b>17.7</b>	<b>6.2</b>	<b>15.6</b>	<b>0.7</b>	<b>7.7</b>	<b>5.8</b>	<b>4.7</b>

[1] For the period ended 2023-06-30. [2] Risk rating measures the degree of uncertainty that an investor can handle regarding fluctuations in the value of their portfolio. The amount of risk associated with any particular investment depends largely on your own personal circumstances including your time horizon, liquidity needs, portfolio size, income, investment knowledge and attitude toward price fluctuations. Investors should consult their financial advisor before making a decision as to whether this mutual fund is a suitable investment for them. [3] Not available for purchases, switches out only.

# DYNAMICEDGE EQUITY PORTFOLIO

Series A (USD) • Performance as at March 31, 2024. Holdings as at March 31, 2024.

## TOP 5 HOLDINGS OF UNDERLYING FUNDS<sup>4</sup> (as at March 31, 2024)

### CANADIAN EQUITY

Target: 27.50%

#### Dynamic Dividend Fund

• Target: 8.25%

Royal Bank of Canada

Toronto-Dominion Bank (The)

Enbridge Inc.

Canadian Natural Resources Limited

Microsoft Corporation

#### Dynamic Power Canadian Growth Fund

• Target: 9.75%

NVIDIA Corporation

TFI International Inc.

Microsoft Corporation

Alphabet Inc., Class "C"

Intact Financial Corporation

#### Dynamic Power Small Cap Fund

• Target: 2.75%

TFI International Inc.

Aritzia Inc., Subordinated Voting

Trisura Group Ltd.

goeasy Ltd.

Richelieu Hardware Ltd.

#### Dynamic Small Business Fund

• Target: 1.25%

Spin Master Corp.

Element Fleet Management Corp.

Jamieson Wellness Inc.

FirstService Corporation

Brown &amp; Brown, Inc.

#### Dynamic Value Fund Of Canada

• Target: 5.50%

Power Corporation of Canada

Onex Corporation

Royal Bank of Canada

PrairieSky Royalty Ltd.

Boardwalk Real Estate Investment Trust

### GLOBAL EQUITY

Target: 72.50%

#### Dynamic Global Dividend Fund

• Target: 19.25%

Meta Platforms, Inc., Class "A"

Microsoft Corporation

Amazon.com, Inc.

NVIDIA Corporation

JPMorgan Chase &amp; Co.

#### Dynamic Global Equity Fund

• Target: 19.25%

Techtronic Industries Company Limited

Microsoft Corporation

TJX Companies, Inc. (The)

adidas AG

Ross Stores, Inc.

#### Dynamic Global Equity Income Fund, Series "O"

• Target: 10.75%

Microsoft Corporation

SAP SE

Visa Inc., Class "A"

Amazon.com, Inc.

Shell PLC

#### Dynamic Global Infrastructure Fund

• Target: 7.25%

TC Energy Corporation

Enbridge Inc.

Alerian MLP ETF

Crown Castle International Corp.

Union Pacific Corporation

#### Dynamic Power Global Growth Class

• Target: 16.00%

CrowdStrike Holdings, Inc., Class "A"

Uber Technologies, Inc.

Datadog, Inc., Class "A"

MongoDB, Inc.

Cloudflare, Inc., Class "A"

[4] Dynamic Power Global Growth Class Top 5 holdings shown are as at previous month-end. Target portfolio weights shown are as of December 31, 2022, and are subject to change.

**DYNAMICEDGE EQUITY PORTFOLIO**

Series A (USD) • Performance as at March 31, 2024. Holdings as at March 31, 2024.

Dynamic Funds is a leading Canadian investment company offering a comprehensive range of investment services, including mutual funds, tax-advantaged products and customized high net-worth programs.

**Customer Relations Centre**

**Toll free:** 1-800-268-8186  
**Tel:** 514-908-3212 (English)  
 514-908-3217 (French)  
**Fax:** 416-363-4179 or  
 1-800-361-4768  
**Email:** [service@dynamic.ca](mailto:service@dynamic.ca)

**Ontario (Head Office)**

40 Temperance Street, 16th Floor  
 Toronto, ON M5H 0B4  
**Toll free:** 1-866-977-0477  
**Tel:** 416-363-5621

**Eastern Canada**

1200 McGill College Ave., Ste. 2300  
 Montreal, QC H3B 4G7

**Western Canada**

Suite 1130  
 685 Center Street South  
 Calgary, AB T2G 2C7

**Four Bentall Centre**

1055 Dunsmuir St., Ste. 3434  
 P.O. Box 49217  
 Vancouver, BC V7X 1K8

**DYNAMIC PREFERRED PRICING**

Management fee rates are applied back to dollar one

Fund Value	%
\$0K - \$250K	2.000%
\$250K - \$1M	1.900%
\$1M - \$5M	1.825%
\$5M+	1.775%

Commissions, trailing commissions, management fees and expenses all may be associated with mutual fund investments. Please read the prospectus before investing. The indicated rates of return are the historical annual compounded total returns including changes in units [share] value and reinvestment of all distributions [dividends] and do not take into account sales, redemption, distribution or optional charges or income taxes payable by any security holder that would have reduced returns. The rates of return are used only to illustrate the effects of the compound growth rate and are not intended to reflect future values of the mutual fund or returns on investment in the mutual fund. Investments in mutual funds are not guaranteed, their values change frequently and past performance may not be repeated.


[dynamic.ca/f/1412](https://dynamic.ca/f/1412)

**Dynamic Funds®**  
*Invest with advice.*