

DYNAMICEDGE BALANCED PORTFOLIO

Series I (USD) • Performance as at March 31, 2024. Holdings as at March 31, 2024.

CRAIG MADDOCK CFA, MBA, CFP, FICB

Portfolio Manager: 1.9 years on fund

YUKO GIRARD CFA, MBA, CAIA, FRM

Portfolio Manager: 1.9 years on fund

WESLEY BLIGHT CFA

Portfolio Manager: 1.9 years on fund

MARK FAIRBAIRN CFA

Portfolio Manager: 1.9 years on fund

IAN TAYLOR CFA, CAIA

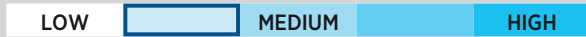
Portfolio Manager: 1.9 years on fund

JENNY WANG CFA, MA

Portfolio Manager: On Fund since January 2024

| | |
|------------------|----------------------|
| INCEPTION | 2008 February |
| NET ASSETS | \$598.54M |
| HOLDINGS | 977 |
| MER ¹ | 0.14% |
| MANAGEMENT FEE | 0.8% |
| NAV | \$13.07 USD |

RISK RATING²



CURRENT WEIGHTINGS (%)

| | |
|--|------|
| Dynamic Total Return Bond Fund | 22.5 |
| Dynamic Canadian Bond Fund | 15.0 |
| Dynamic Global Equity Fund | 10.6 |
| Dynamic Global Equity Income Fund | 8.2 |
| Dynamic Dividend Fund | 6.3 |
| Dynamic Global Dividend Fund | 6.1 |
| Dynamic Power Global Growth Class | 5.5 |
| Dynamic Corporate Bond Strategies Fund | 5.0 |
| Dynamic Credit Spectrum Fund | 5.0 |
| Dynamic Global Infrastructure Fund | 3.8 |
| Dynamic Power Canadian Growth Fund | 3.7 |
| Dynamic Value Fund Of Canada | 2.5 |
| Dynamic High Yield Bond Fund | 2.5 |
| Dynamic Premium Yield Fund | 1.8 |
| Dynamic Small Business Fund | 1.5 |

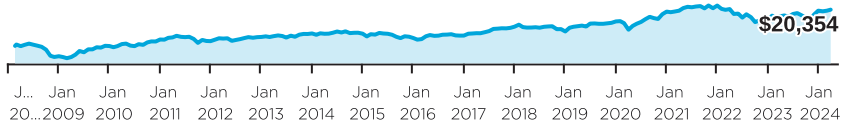
FUND CODES (Prefix: DYN)

| Series | FE | LL | LL2 | DSC | No load |
|---------|--------------------|--------------------|-------------------|--------------------|---------|
| A | 1920 | 1921 ³ | 7139 ³ | 1922 ³ | |
| DCAF | 1930 | 1931 ³ | | 1932 ³ | |
| A (USD) | 1933 | 1934 ³ | | 1935 ³ | |
| F | | | | | 1923 |
| F (USD) | | | | | 1936 |
| FT | | | | | 1928 |
| G | 1920G ³ | 1921G ³ | | 1922G ³ | |
| I | | | | | 1924 |
| I (USD) | | | | | 1937 |
| IT | | | | | 1929 |

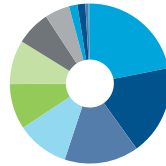
WHY INVEST IN DYNAMICEDGE BALANCED PORTFOLIO ?

- Access a diversified portfolio of actively managed Dynamic funds.
- Achieve a balance of income and long-term capital growth through the portfolio's target mix of 50% fixed income and 50% equity funds.

GROWTH OF \$10,000

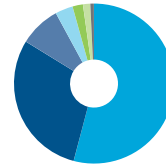


ASSET ALLOCATION



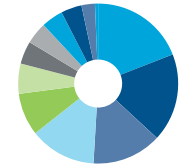
- 21.9% Common Stocks-US
- 18.2% Corporate Bonds - CDN
- 15.0% Common Stocks-Foreign
- 10.6% Common Stocks-CDN
- 9.2% Federal Govt Bonds - CDN
- 8.9% Provincial Govt Bonds - CDN
- 7.0% Foreign Bonds & Debentures
- 5.0% Cash, Short-Term Investments & Other Net Assets
- 1.7% Mutual Funds - Canadian Income
- 1.6% Canadian - Foreign Pay Bonds
- 0.6% Mutual Funds - Foreign Income
- 0.3% Other

GEOGRAPHIC ALLOCATION



- 51.4% Canada
- 28.2% United States
- 7.9% Continental Europe
- 3.4% Emerging Markets
- 2.0% United Kingdom
- 1.4% Pacific
- 0.7% Japan

SECTOR ALLOCATION



- 9.1% Information Technology
- 8.5% Financials
- 6.7% Consumer Discretionary
- 6.4% Industrials
- 4.1% Health Care
- 2.9% Energy
- 2.2% Materials
- 2.1% Consumer Staples
- 2.1% Utilities
- 2.0% Communication Services
- 1.3% Real Estate
- 0.3% Other

CALENDAR RETURNS %

| YTD | 2023 | 2022 | 2021 | 2020 | 2019 | 2018 | 2017 | 2016 |
|------------|-------------|--------------|------------|-------------|-------------|-------------|-------------|------------|
| 1.5 | 13.5 | -17.9 | 8.7 | 16.5 | 20.3 | -8.8 | 19.5 | 5.7 |

COMPOUND RETURNS %

| 1 mo | 3 mo | 6 mo | YTD | 1 yr | 3 yrs | 5 yrs | 10 yrs | Incep |
|------------|------------|-------------|------------|-------------|------------|------------|------------|------------|
| 1.5 | 1.5 | 12.4 | 1.5 | 10.3 | 0.5 | 5.4 | 4.2 | 4.5 |

HISTORICAL DISTRIBUTIONS (USD\$/unit)

| 2024 | | | | 2023 | | | | | | | |
|------|-----|-----|---------------|------|-----|-----|-----|-----|-----|-----|-----|
| Mar | Feb | Jan | Dec | Nov | Oct | Sep | Aug | Jul | Jun | May | Apr |
| - | - | - | 0.5583 | - | - | - | - | - | - | - | - |

[1] For the period ended 2023-06-30. [2] Risk rating measures the degree of uncertainty that an investor can handle regarding fluctuations in the value of their portfolio. The amount of risk associated with any particular investment depends largely on your own personal circumstances including your time horizon, liquidity needs, portfolio size, income, investment knowledge and attitude toward price fluctuations. Investors should consult their financial advisor before making a decision as to whether this mutual fund is a suitable investment for them. [3] Not available for purchases, switches out only.

DYNAMICEDGE BALANCED PORTFOLIO

Series I (USD) • Performance as at March 31, 2024. Holdings as at March 31, 2024.

TOP 5 HOLDINGS OF UNDERLYING FUNDS⁴ (as at March 31, 2024)

CANADIAN EQUITY

Target: 14.00%

| Dynamic Dividend Fund • Target: 6.25% | Dynamic Power Canadian Growth Fund • Target: 3.75% | Dynamic Small Business Fund • Target: 1.50% | Dynamic Value Fund Of Canada • Target: 2.50% |
|--|---|--|---|
| Royal Bank of Canada | NVIDIA Corporation | Spin Master Corp. | Power Corporation of Canada |
| Toronto-Dominion Bank (The) | TFI International Inc. | Element Fleet Management Corp. | Onex Corporation |
| Enbridge Inc. | Microsoft Corporation | Jamieson Wellness Inc. | Royal Bank of Canada |
| Canadian Natural Resources Limited | Alphabet Inc., Class "C" | FirstService Corporation | PrairieSky Royalty Ltd. |
| Microsoft Corporation | Intact Financial Corporation | Brown & Brown, Inc. | Boardwalk Real Estate Investment Trust |

FOREIGN EQUITY

Target: 36.00%

| Dynamic Global Dividend Fund • Target: 6.25% | Dynamic Global Equity Fund • Target: 10.75% | Dynamic Global Equity Income Fund, Series "O" • Target: 8.25% | Dynamic Global Infrastructure Fund • Target: 3.75% |
|--|--|--|---|
| Meta Platforms, Inc., Class "A" | Techtronic Industries Company Limited | Microsoft Corporation | TC Energy Corporation |
| Microsoft Corporation | Microsoft Corporation | SAP SE | Enbridge Inc. |
| Amazon.com, Inc. | TJX Companies, Inc. (The) | Visa Inc., Class "A" | Alerian MLP ETF |
| NVIDIA Corporation | adidas AG | Amazon.com, Inc. | Crown Castle International Corp. |
| JPMorgan Chase & Co. | Ross Stores, Inc. | Shell PLC | Union Pacific Corporation |
| Dynamic Power Global Growth Class • Target: 5.25% | Dynamic Premium Yield Fund • Target: 1.75% | | |
| CrowdStrike Holdings, Inc., Class "A" | Amazon.com, Inc. | | |
| Uber Technologies, Inc. | Microsoft Corporation | | |
| Datadog, Inc., Class "A" | UnitedHealth Group Incorporated | | |
| MongoDB, Inc. | Dynamic Premium Yield PLUS Fund, Series "O" | | |
| Cloudflare, Inc., Class "A" | Burlington Stores, Inc. | | |

FIXED INCOME

Target: 50.00%

| Dynamic Canadian Bond Fund • Target: 15.00% | Dynamic Corporate Bond Strategies Fund • Target: 5.00% | Dynamic Credit Spectrum Fund • Target: 5.00% | Dynamic High Yield Bond Fund • Target: 2.50% |
|---|---|---|---|
| Dynamic Short Term Credit PLUS Fund, Series "O" | 1832 AM U.S. \$ Investment Grade U.S. Corporate Bond Pool, Series "I" | Dynamic Active Discount Bond ETF | iShares iBoxx \$ High Yield Corporate Bond ETF |
| Government of Canada, 2.750% Jun. 01 33 | Enbridge Inc., 5.375% Sep. 27 77 | Parkland Corporation, 4.50% Oct. 01 29 | Northland Power Inc., 9.250% Jun. 30 83 |
| Scotia Mortgage Income Fund, Series "I" | AerCap Ireland Capital Designated Activity Company/ Global Aviation Trust, 3.30% Jan. 30 32 | Government of Canada, 1.75% Dec. 01 53 | Precision Drilling Corporation, 6.875% Jan. 15 29 |
| Province of Ontario, 2.65% Dec. 02 50 | Inter Pipeline Ltd., 3.983% Nov. 25 31 | Northland Power Inc., 9.250% Jun. 30 83 | Parkland Corporation, 4.50% Oct. 01 29 |
| Province of Quebec, 3.10% Dec. 01 51 | Rogers Communications Inc., 5.00% Dec. 17 81 | Province of Ontario, 1.90% Dec. 02 51 | Baytex Energy Corp., 8.50% Apr. 30 30 |

Dynamic Total Return Bond Fund

• Target: 22.50%

| |
|---|
| Government of Canada, 3.00% Jun. 01 34 |
| Canada Housing Trust, 3.650% Jun. 15 33 |
| Province of Ontario, 3.650% Jun. 02 33 |
| Government of Canada, 3.250% Dec. 01 33 |
| Province of Ontario, 2.70% Jun. 02 29 |

[4] Dynamic Power Global Growth Class Top 5 holdings shown are as at previous month-end. Target portfolio weights shown are as of December 31, 2022, and are subject to change.

DYNAMICEDGE BALANCED PORTFOLIO

Series I (USD) • Performance as at March 31, 2024. Holdings as at March 31, 2024.

| Series | FE | LL | LL2 | DSC | No load |
|--------|------|-------------------|-------------------|-------------------|---------|
| T | 1925 | 1926 ³ | 7140 ³ | 1927 ³ | |

Dynamic Funds is a leading Canadian investment company offering a comprehensive range of investment services, including mutual funds, tax-advantaged products and customized high net-worth programs.

Customer Relations Centre

Toll free: 1-800-268-8186
 Tel: 514-908-3212 (English)
 514-908-3217 (French)
 Fax: 416-363-4179 or
 1-800-361-4768
 Email: service@dynamic.ca

Ontario (Head Office)

40 Temperance Street, 16th Floor
 Toronto, ON M5H 0B4
 Toll free: 1-866-977-0477
 Tel: 416-363-5621

Eastern Canada

1200 McGill College Ave., Ste. 2300
 Montreal, QC H3B 4G7

Western Canada

Suite 1130
 685 Center Street South
 Calgary, AB T2G 2C7

Four Bentall Centre
 1055 Dunsmuir St., Ste. 3434
 P.O. Box 49217
 Vancouver, BC V7X 1K8

DYNAMIC PREFERRED PRICING

Management fee rates are applied back to dollar one

| Fund Value | % |
|---------------|--------|
| \$0K - \$250K | 0.800% |
| \$250K - \$1M | 0.725% |
| \$1M - \$5M | 0.675% |
| \$5M+ | 0.625% |

Commissions, trailing commissions, management fees and expenses all may be associated with mutual fund investments. Please read the prospectus before investing. The indicated rates of return are the historical annual compounded total returns including changes in units [share] value and reinvestment of all distributions [dividends] and do not take into account sales, redemption, distribution or optional charges or income taxes payable by any security holder that would have reduced returns. The rates of return are used only to illustrate the effects of the compound growth rate and are not intended to reflect future values of the mutual fund or returns on investment in the mutual fund. Investments in mutual funds are not guaranteed, their values change frequently and past performance may not be repeated.


dynamic.ca/f/1348