

# DYNAMIC GLOBAL ASSET ALLOCATION CLASS

Series F • Performance as at March 31, 2024. Holdings as at March 31, 2024.

**DAVID L. FINGOLD BSc. Management**

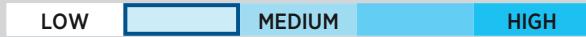
Senior Portfolio Manager: 12.4 years on fund

**DEREK AMERY BA (Hons.), MA, CFA**

Senior Portfolio Manager: 5.1 years on fund

INCEPTION	<b>2011 November</b>
NET ASSETS	<b>\$534.14M</b>
HOLDINGS	<b>34</b>
MER <sup>1</sup>	<b>1.21%</b>
MANAGEMENT FEE	<b>0.85%</b>
NAV	<b>\$25.55</b>
STANDARD DEVIATION	<b>9.66% over 3 years</b>
R <sup>2</sup>	<b>0.57</b>

**RISK RATING<sup>2</sup>**



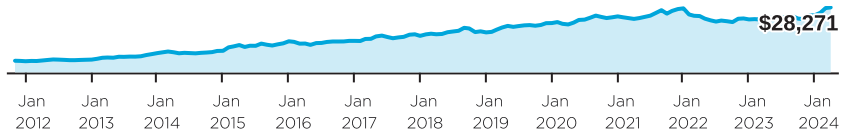
**FUND CODES (Prefix: DYN)**

Series	FE	LL	LL2	DSC	No load
A	2680	2681 <sup>3</sup>	7078 <sup>3</sup>	2682 <sup>3</sup>	
DCAF	2693	2694 <sup>3</sup>		2695 <sup>3</sup>	
A (USD)	2684	2685 <sup>3</sup>		2686 <sup>3</sup>	
F					2683
DCAF - F					3781
F (USD)					2687
FT					2678
I					2691 <sup>3</sup>
T	2688	2689 <sup>3</sup>	7079 <sup>3</sup>	2690 <sup>3</sup>	

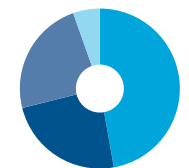
**WHY INVEST IN DYNAMIC GLOBAL ASSET ALLOCATION CLASS ?**

- Actively managed balanced portfolio of global equities and fixed income investments.
- Tactical asset allocation provides access to rising stock markets while bond positions offer stability in market downturns.
- Active hedging strategies help protect from the effects of interest rate and foreign currency fluctuations.

**GROWTH OF \$10,000**

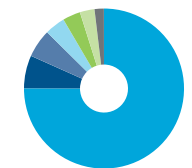


**ASSET ALLOCATION<sup>4</sup>**



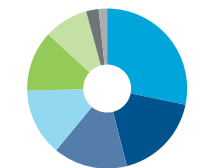
- 47.2% Common Stocks-US
- 23.9% Foreign Bonds & Debentures
- 23.5% Common Stocks-Foreign
- 5.4% Cash, Short-Term Investments & Other Net Assets

**GEOGRAPHIC ALLOCATION<sup>4</sup>**



- 71.0% United States
- 6.3% Switzerland
- 5.4% Israel
- 3.9% Netherlands
- 3.4% Japan
- 2.8% Denmark
- 1.8% Ireland

**SECTOR ALLOCATION<sup>4</sup>**



- 20.0% Information Technology
- 12.6% Financials
- 10.6% Industrials
- 9.6% Health Care
- 8.7% Consumer Discretionary
- 6.3% Communication Services
- 1.8% Materials
- 1.2% Consumer Staples

**CALENDAR RETURNS %**

YTD	2023	2022	2021	2020	2019	2018	2017	2016
<b>10.6</b>	<b>5.8</b>	<b>-13.6</b>	<b>10.9</b>	<b>10.0</b>	<b>16.2</b>	<b>6.5</b>	<b>10.2</b>	<b>0.8</b>

**COMPOUND RETURNS %**

1 mo	3 mo	6 mo	YTD	1 yr	3 yrs	5 yrs	10 yrs	Incep
<b>0.7</b>	<b>10.6</b>	<b>15.6</b>	<b>10.6</b>	<b>16.7</b>	<b>5.1</b>	<b>5.7</b>	<b>8.2</b>	<b>8.7</b>

**TOP EQUITY HOLDINGS %**

Microsoft Corporation	4.2
Meta Platforms, Inc.	3.8
INFICON Holding AG	3.8
Amazon.com, Inc.	3.6
JPMorgan Chase & Co.	3.1
NVIDIA Corporation	3.0
Novo Nordisk A/S	2.8
Netflix, Inc.	2.5
Eli Lilly and Company	2.5
Wells Fargo & Company	2.4
<b>Total allocation in top holdings</b>	<b>31.7</b>

**TOP BOND HOLDINGS %**

United States Treasury, 4.50% Nov. 15 33	23.9
<b>Total allocation in top holdings</b>	<b>23.9</b>

The benchmark used for analytics for this fund is 60% MSCI World/40% Bloomberg Global Aggregate Bond Index C\$ (eff Jan 1 2019).

[1] For the period ended 2023-06-30. [2] Risk rating measures the degree of uncertainty that an investor can handle regarding fluctuations in the value of their portfolio. The amount of risk associated with any particular investment depends largely on your own personal circumstances including your time horizon, liquidity needs, portfolio size, income, investment knowledge and attitude toward price fluctuations. Investors should consult their financial advisor before making a decision as to whether this mutual fund is a suitable investment for them. [3] Not available for purchases, switches out only. [4] Information is based on Dynamic Global Asset Allocation Fund

**DYNAMIC GLOBAL ASSET ALLOCATION CLASS**

Series F • Performance as at March 31, 2024. Holdings as at March 31, 2024.

Dynamic Funds is a leading Canadian investment company offering a comprehensive range of investment services, including mutual funds, tax-advantaged products and customized high net-worth programs.

**Customer Relations Centre**

**Toll free:** 1-800-268-8186  
**Tel:** 514-908-3212 (English)  
 514-908-3217 (French)  
**Fax:** 416-363-4179 or  
 1-800-361-4768  
**Email:** [service@dynamic.ca](mailto:service@dynamic.ca)

**Ontario (Head Office)**

40 Temperance Street, 16th Floor  
 Toronto, ON M5H 0B4  
**Toll free:** 1-866-977-0477  
**Tel:** 416-363-5621

**Eastern Canada**

1200 McGill College Ave., Ste. 2300  
 Montreal, QC H3B 4G7

**Western Canada**

Suite 1130  
 685 Center Street South  
 Calgary, AB T2G 2C7

**Four Bentall Centre**

1055 Dunsmuir St., Ste. 3434  
 P.O. Box 49217  
 Vancouver, BC V7X 1K8

**DYNAMIC PREFERRED PRICING**

Management fee rates are applied back to dollar one

Fund Value	%
\$0K - \$250K	0.850%
\$250K - \$1M	0.775%
\$1M - \$5M	0.725%
\$5M+	0.675%

Commissions, trailing commissions, management fees and expenses all may be associated with mutual fund investments. Please read the prospectus before investing.

The indicated rates of return are the historical annual compounded total returns including changes in units [share] value and reinvestment of all distributions [dividends] and do not take into account sales, redemption, distribution or optional charges or income taxes payable by any security holder that would have reduced returns. The rates of return are used only to illustrate the effects of the compound growth rate and are not intended to reflect future values of the mutual fund or returns on investment in the mutual fund. Investments in mutual funds are not guaranteed, their values change frequently and past performance may not be repeated.

$R^2$  is a measurement out of 100 that shows the extent to which a portfolio's movements can be explained by the benchmark's movements.

Standard deviation is a measure of volatility; it shows how broadly the Fund's returns have varied over a given time period.



[dynamic.ca/f/1122](https://dynamic.ca/f/1122)