

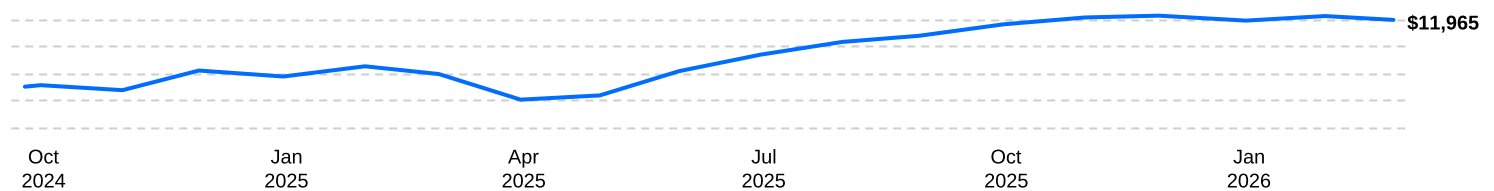
Dynamic Active U.S. Equity ETF

DXUS.U | Performance as at February 28, 2026. Holdings as at February 28, 2026.

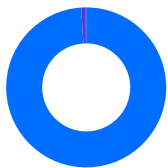
Why invest in Dynamic Active U.S. Equity ETF ?

- Professionally managed to provide long-term capital appreciation by investing in high-quality U.S. growth companies that have a leadership position in their respective industry.
- Our legitimately active approach offers a defined, repeatable, and focused investment process that seeks to build a rigorously researched portfolio of 25-50 best-in-class companies.
- Adding exposure to high-quality U.S. growth companies may lower the overall risk profile of an investor’s portfolio and improve growth potential.

Growth of \$10,000




Asset Allocation (%)



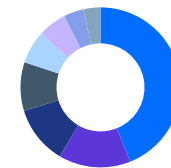
- 99.0% Common Stocks-US
- 0.9% Canadian - Foreign Pay Bonds
- 0.1% Cash, Short-Term Investments & Other Net Assets

Geographic Allocation (%)



- 99.9% United States

Sector Allocation (%)



- 43.5% Information Technology
- 14.4% Communication Services
- 11.7% Financials
- 9.7% Materials
- 6.6% Consumer Discretionary
- 5.7% Industrials
- 4.0% Consumer Staples
- 3.4% Health Care

Calendar returns %

YTD	2025	2024	2023	2022	2021	2020	2019	2018
-0.9	16.0	—	—	—	—	—	—	—

Compound returns %

1 mo	3 mo	6 mo	YTD	1 yr	3 yrs	5 yrs	10 yrs	Incep
-1.9	-2.1	3.0	-0.9	14.1	—	—	—	12.5

Dynamic Active U.S. Equity ETF

DXUS.U Performance as at February 28, 2026. Holdings as at February 28, 2026.

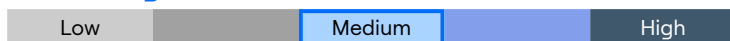
Vishal Patel B.Comm. (Hons.), CFA
Portfolio Manager: 2.4 years on fund

Ticker	DXUS.U
Exchange	Toronto Stock Exchange
Net assets¹	\$300.40M
Holdings	26
Mer²	0.84%
Management fee	0.75%
Nav	\$23.93 (USD)
Distributions	Annually
Exchange price	\$22.64 (USD)
Units outstanding	280,000

¹ The Net Assets for this fund are displayed in Canadian Dollars (CAD)

² for the period ended December 31, 2024.

Risk rating³



³ All investments involve risk. The value of the Fund can go down as well as up and you could lose money. The Manager has rated the risk of this Fund based on industry standard risk rating guidelines. For more information about the specific risks of this Fund and its risk rating, see the fund's prospectus, including the disclosure under the headings "Risk Factors" and "Risk Ratings of the Funds".

Top equity holdings %

Alphabet Inc.
NVIDIA Corporation
Apple Inc.
Newmont Corporation
Microsoft Corporation
Broadcom Inc.
KLA Corporation
Meta Platforms, Inc.
Progressive Corporation
Costco Wholesale Corporation

Total allocation in top holdings **65.1**

Top bond holdings (%)

Uber Technologies, Inc. 0.9

Total allocation in top holdings **0.9**

Dynamic Active U.S. Equity ETF

DXUS.U I Performance as at February 28, 2026. Holdings as at February 28, 2026.

Dynamic Funds is a leading Canadian investment company offering a comprehensive range of investment services, including mutual funds, tax-advantaged products and customized high net-worth programs.

Ontario (Head Office)

40 Temperance Street, 16th Floor
Toronto, ON M5H 0B4
Toll free: 1-866-977-0477
Tel: 416-363-5621

Eastern Canada

1200 McGill College Ave., Ste. 2300
Montreal, QC H3B 4G7

Western Canada

Suite 1130
685 Center Street South
Calgary, AB T2G 2C7

Four Bentall Centre

1055 Dunsmuir St., Ste. 3434
P.O. Box 49217
Vancouver, BC V7X 1K8

Customer Relations Centre

Toll free: 1-800-268-8186
Tel: 514-908-3212 (English)
514-908-3217 (French)
Fax: 416-363-4179 or
1-800-361-4768
Email: service@dynamic.ca

dynamic.ca

Dynamic Funds® is a registered trademark of The Bank of Nova Scotia, used under license by, and is a division of, 1832 Asset Management L.P. © Copyright 2026 The Bank of Nova Scotia. All rights reserved.

Commissions, management fees and expenses all may be associated with mutual fund investments, including ETFs. Please read the prospectus before investing. The indicated rates of return are the historical annual compounded total returns including changes in unit value and reinvestment of all distributions and do not take into account sales, redemption, distribution or operational charges or income taxes payable by any securityholder that would have reduced returns. Mutual Funds funds and ETFs are not guaranteed, their values change frequently and past performance may not be repeated.

The information herein does not constitute specific advice regarding your personal investment situation or provide specific individual advice about investment, financial, legal, accounting, tax or similar matters. Please contact your financial advisor on your particular circumstances.

Dynamic Funds® is a registered trademark of its owner, used under license and a division of 1832 Asset Management L.P.

The Growth of \$10,000 chart reflects a hypothetical \$10,000 investment and assumes reinvestment of dividends and capital gains. Fund expenses, including management fees and other expenses, were deducted. As a result of the risks and limitations inherent in hypothetical performance data, hypothetical results may differ from actual performance.