

ALTERNATIVE/SPECIALTY

DYNAMIC ACTIVE GLOBAL INFRASTRUCTURE ETF

• Performance as at March 31, 2024. Holdings as at March 31, 2024.

TICKER SYMBOL: DXN

FRANK LATSHAW CPA, CA, CBV, CFA

Portfolio Manager: 4.1 years on fund

JASON GIBBS BAcc., CPA, CA, CFA

Senior Portfolio Manager: 1.6 years on fund

| | |
|--------------------|-------------------------------|
| EXCHANGE | Toronto Stock Exchange |
| INCEPTION | 2020 February |
| NET ASSETS | \$27.47M |
| HOLDINGS | 40 |
| MER ¹ | 0.96% |
| MANAGEMENT FEE | 0.85% |
| NAV | \$20.01 |
| STANDARD DEVIATION | 13.05% over 3 years |
| R ² | 0.82 |
| DISTRIBUTIONS | Variable^{2 3} |
| EXCHANGE PRICE | \$18.65 |
| UNITS OUTSTANDING | 1400000 |

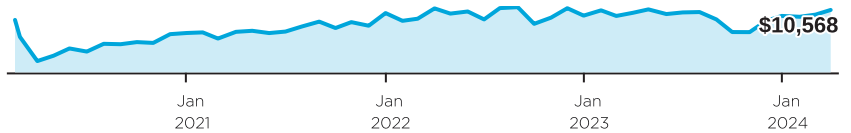
RISK RATING⁴

LOW MEDIUM HIGH

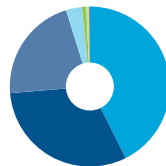
WHY INVEST IN DYNAMIC ACTIVE GLOBAL INFRASTRUCTURE ETF ?

- Enhanced portfolio diversification through access to global, publicly traded infrastructure assets, in high demand by pension funds and institutions.
- A flexible investment strategy that aims to provide long-term capital appreciation, income, and downside protection.
- Actively managed using the time-tested QUARP[®] (quality at a reasonable price) investing philosophy of Dynamic's Equity Income Team.

GROWTH OF \$10,000

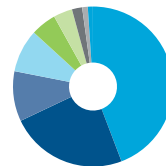


ASSET ALLOCATION



- 42.6% Common Stocks-US
- 31.1% Common Stocks-Foreign
- 21.5% Common Stocks-CDN
- 3.2% Cash, Short-Term Investments & Other Net Assets
- 0.9% Corporate Bonds - CDN
- 0.5% Canadian - Foreign Pay Bonds
- 0.2% Dynamic Energy Evolution Fund, Series "O"

GEOGRAPHIC ALLOCATION



- 42.8% United States
- 23.0% Canada
- 9.8% France
- 8.4% Italy
- 5.0% Spain
- 3.7% United Kingdom
- 2.0% Switzerland
- 1.1% Netherlands
- 1.0% Australia

SECTOR ALLOCATION



- 32.3% Utilities
- 28.0% Energy
- 27.0% Industrials
- 7.9% Real Estate

CALENDAR RETURNS %

| YTD | 2023 | 2022 | 2021 | 2020 | 2019 | 2018 | 2017 | 2016 |
|------------|-------------|-------------|------------|----------|----------|----------|----------|----------|
| 3.3 | -0.2 | -1.4 | 9.8 | - | - | - | - | - |

COMPOUND RETURNS %

| 1 mo | 3 mo | 6 mo | YTD | 1 yr | 3 yrs | 5 yrs | 10 yrs | Incep |
|------------|------------|-------------|------------|------------|------------|----------|----------|------------|
| 2.6 | 3.3 | 13.6 | 3.3 | 1.5 | 3.5 | - | - | 0.8 |

HISTORICAL DISTRIBUTIONS (\$/unit)

| 2024 | | 2024 | | | | | | | | | |
|---------------|----------|----------|---------------|----------|----------|---------------|----------|----------|---------------|----------|----------|
| Mar | Feb | Jan | Dec | Nov | Oct | Sep | Aug | Jul | Jun | May | Apr |
| 0.0800 | - | - | 0.1788 | - | - | 0.1200 | - | - | 0.1110 | - | - |

[1] for the period ended December 31, 2023. [2] Distribution Reinvestment Plan ("DRIP") is available, allowing investors to reinvest cash distributions, provided that the Advisor's brokerage firm supports participation in the DRIP. Cash distributions are declared at the sole discretion of the manager and are not guaranteed. [3] This ETF pays distributions at a variable rate. Accordingly, it is possible that the ETF may not pay a distribution in a given payment period. Distributions are not guaranteed and may be adjusted from time to time at the discretion of the manager. [4] All investments involve risk. The value of the Fund can go down as well as up and you could lose money. The Manager has rated the risk of this Fund based on industry standard risk rating guidelines. For more information about the specific risks of this Fund and its risk rating, see the fund's prospectus, including the disclosure under the headings "Risk Factors" and "Risk Ratings of the Funds".

ALTERNATIVE/SPECIALTY

DYNAMIC ACTIVE GLOBAL INFRASTRUCTURE ETF

• Performance as at March 31, 2024. Holdings as at March 31, 2024.

Dynamic Funds is a leading Canadian investment company offering a comprehensive range of investment services, including mutual funds, tax-advantaged products and customized high net-worth programs.

Customer Relations Centre

Toll free: 1-800-268-8186
Tel: 514-908-3212 (English)
514-908-3217 (French)
Fax: 416-363-4179 or
1-800-361-4768
Email: service@dynamic.ca

Ontario (Head Office)

40 Temperance Street, 16th Floor
Toronto, ON M5H 0B4
Toll free: 1-866-977-0477
Tel: 416-363-5621

Eastern Canada

1200 McGill College Ave., Ste. 2300
Montreal, QC H3B 4G7

Western Canada

Suite 1130
685 Center Street South
Calgary, AB T2G 2C7

Four Bentall Centre

1055 Dunsmuir St., Ste. 3434
P.O. Box 49217
Vancouver, BC V7X 1K8

TOP EQUITY HOLDINGS %

| | |
|-----------------------------------------|-------------|
| TC Energy Corporation | |
| Enbridge Inc. | |
| Alerian MLP ETF | |
| Crown Castle International Corp. | |
| Union Pacific Corporation | |
| CSX Corporation | |
| American Tower Corporation | |
| National Grid PLC | |
| VINCI SA | |
| Aena SME, SA | |
| Total allocation in top holdings | 41.0 |

Commissions, management fees and expenses all may be associated with mutual fund investments, including ETFs. Please read the prospectus before investing. The indicated rates of return are the historical annual compounded total returns including changes in unit value and reinvestment of all distributions and do not take into account sales, redemption, distribution or operational charges or income taxes payable by any securityholder that would have reduced returns. Mutual Funds funds and ETFs are not guaranteed, their values change frequently and past performance may not be repeated.

The information herein does not constitute specific advice regarding your personal investment situation or provide specific individual advice about investment, financial, legal, accounting, tax or similar matters. Please contact your financial advisor on your particular circumstances.

Dynamic Funds® is a registered trademark of its owner, used under license and a division of 1832 Asset Management L.P.

The Growth of \$10,000 chart reflects a hypothetical \$10,000 investment and assumes reinvestment of dividends and capital gains. Fund expenses, including management fees and other expenses, were deducted. As a result of the risks and limitations inherent in hypothetical performance data, hypothetical results may differ from actual performance.



dynamic.ca/f/10019

www.dynamic.ca

Dynamic Funds® is a registered trademark of The Bank of Nova Scotia, used under license by, and is a division of, 1832 Asset Management L.P. © Copyright 2024 The Bank of Nova Scotia. All rights reserved.

Dynamic Funds®
Invest with advice.