

DYNAMIC ACTIVE U.S. INVESTMENT GRADE CORPORATE BOND ETF

• Performance as at November 30, 2024. Holdings as at October 31, 2024.

TICKER SYMBOL: DXBU

DOMENIC BELLISSIMO MBA, CFA

Portfolio Manager: 1.1 years on fund

WILLIAM (BILL) LYTWYNCHUK MBA, CFA

Portfolio Manager: 1.1 years on fund

EXCHANGE	Toronto Stock Exchange
INCEPTION	2023 October
NET ASSETS	\$32.36M
HOLDINGS	97
MER ¹	0.52%
MANAGEMENT FEE	0.45%
NAV	\$21.84
DISTRIBUTIONS	Variable^{2 3}
DURATION	6.57 year(s)
EXCHANGE PRICE	\$22.00
UNITS OUTSTANDING	1,525,000

RISK RATING⁴

LOW MEDIUM HIGH

FIXED INCOME CHARACTERISTICS

Yield to Maturity (%)	5.43
Current yield (%)	5.40
Duration (years)	6.57
Credit Duration (years)	6.97
Average credit rating	BBB+
Weighted Average Price (\$)	97.46
Average Coupon (%)	5.26

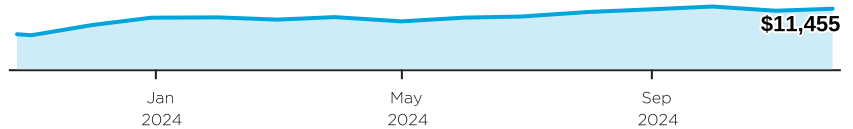
TOP 10 ISSUERS %

US TREASURY	6.9
HYUNDAI	4.6
SOUTH BOW HOLDINGS	4.3
DIAMONDBACK ENERGY	4.0
JP MORGAN CHASE	3.4
OCCIDENTAL PETROLEUM	3.4
BLACKSTONE	3.4
AERCAP IRELAND	3.2
APOLLO DEBT	2.8
RWE FINANCE	2.7
Total allocation in top holdings	38.7

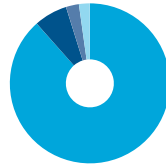
WHY INVEST IN DYNAMIC ACTIVE U.S. INVESTMENT GRADE CORPORATE BOND ETF ?

- Generate a higher level of income and capital gains than simple government bonds.
- Benefit from the wider investment universe in the U.S. when it comes to companies and sectors (Canadian markets lean heavily towards materials and financials).
- Active management of credit risk, security selection and interest rate positioning.

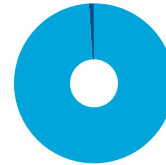
GROWTH OF \$10,000



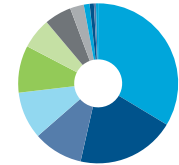
ASSET ALLOCATION



GEOGRAPHIC ALLOCATION



SECTOR ALLOCATION



CALENDAR RETURNS %

YTD	2023	2022	2021	2020	2019	2018	2017	2016
5.1	—	—	—	—	—	—	—	—

COMPOUND RETURNS %

1 mo	3 mo	6 mo	YTD	1 yr	3 yrs	5 yrs	10 yrs	Incep
1.5	0.8	5.1	5.1	9.3	—	—	—	13.5

HISTORICAL DISTRIBUTIONS (\$/unit)

2024											2023		
Nov	Oct	Sep	Aug	Jul	Jun	May	Apr	Mar	Feb	Jan	Dec		
0.0930	0.0950	0.0430	0.0900	0.0880	0.0830	0.1130	0.0780	0.1140	0.0680	0.0390	0.1014		

CREDIT QUALITY OF PORTFOLIO

AAA 1.4%	AA 7.6%	A 17.1%
BBB 71.3%	BB 2.6%	B-N/R 0.0%

[1] for the period ended December 31, 2023. **[2]** Distribution Reinvestment Plan ("DRIP") is available, allowing investors to reinvest cash distributions, provided that the Advisor's brokerage firm supports participation in the DRIP. Cash distributions are declared at the sole discretion of the manager and are not guaranteed. **[3]** This ETF pays distributions at a variable rate. Accordingly, it is possible that the ETF may not pay a distribution in a given payment period. Distributions are not guaranteed and may be adjusted from time to time at the discretion of the manager. **[4]** All investments involve risk. The value of the Fund can go down as well as up and you could lose money. The Manager has rated the risk of this Fund based on industry standard risk rating guidelines. For more information about the specific risks of this Fund and its risk rating, see the fund's prospectus, including the disclosure under the headings "Risk Factors" and "Risk Ratings of the Funds".

FIXED INCOME

DYNAMIC ACTIVE U.S. INVESTMENT GRADE CORPORATE BOND ETF

• Performance as at November 30, 2024. Holdings as at October 31, 2024.

Dynamic Funds is a leading Canadian investment company offering a comprehensive range of investment services, including mutual funds, tax-advantaged products and customized high net-worth programs.

Customer Relations Centre

Toll free: 1-800-268-8186
Tel: 514-908-3212 (English)
514-908-3217 (French)
Fax: 416-363-4179 or
1-800-361-4768
Email: service@dynamic.ca

Ontario (Head Office)

40 Temperance Street, 16th Floor
Toronto, ON M5H 0B4
Toll free: 1-866-977-0477
Tel: 416-363-5621

Eastern Canada

1200 McGill College Ave., Ste. 2300
Montreal, QC H3B 4G7

Western Canada

Suite 1130
685 Center Street South
Calgary, AB T2G 2C7

Four Bentall Centre

1055 Dunsmuir St., Ste. 3434
P.O. Box 49217
Vancouver, BC V7X 1K8

Commissions, management fees and expenses all may be associated with mutual fund investments, including ETFs. Please read the prospectus before investing. The indicated rates of return are the historical annual compounded total returns including changes in unit value and reinvestment of all distributions and do not take into account sales, redemption, distribution or operational charges or income taxes payable by any securityholder that would have reduced returns. Mutual Funds funds and ETFs are not guaranteed, their values change frequently and past performance may not be repeated. The information herein does not constitute specific advice regarding your personal investment situation or provide specific individual advice about investment, financial, legal, accounting, tax or similar matters. Please contact your financial advisor on your particular circumstances.

Dynamic Funds® is a registered trademark of its owner, used under license and a division of 1832 Asset Management L.P.

The Growth of \$10,000 chart reflects a hypothetical \$10,000 investment and assumes reinvestment of dividends and capital gains. Fund expenses, including management fees and other expenses, were deducted. As a result of the risks and limitations inherent in hypothetical performance data, hypothetical results may differ from actual performance.



dynamic.ca/f/10037

www.dynamic.ca

Dynamic Funds® is a registered trademark of The Bank of Nova Scotia, used under license by, and is a division of, 1832 Asset Management L.P. © Copyright 2024 The Bank of Nova Scotia. All rights reserved.

Dynamic Funds®
Invest with advice.